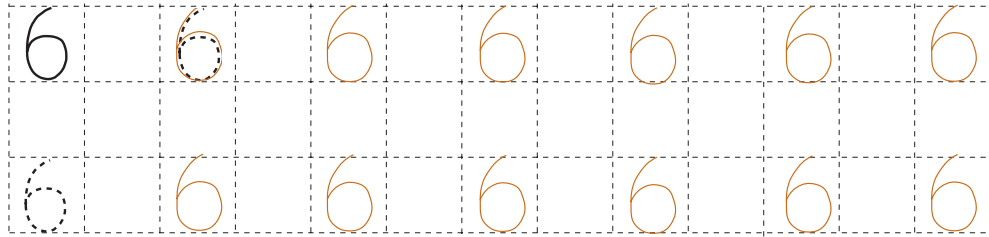


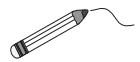
**1**

Continue the pattern.




**2**

Write the correct numbers and signs in the boxes and join the pictures to the number line.



**3**

(a) Colour in six circles.



Colour any six circles

(b) Tick the second circle from the right.  
What is its position from the left?

Sixth

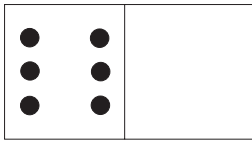
**4**

Show the answers by drawing sticks.

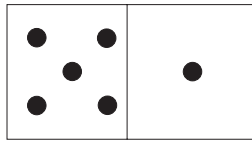


**1**

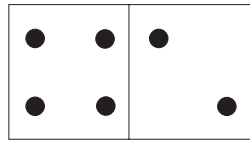
Write an addition about each domino.



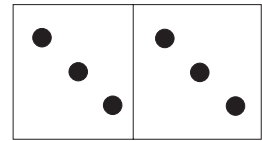
$6 + 0 = 6$




$5 + 1 = 6$



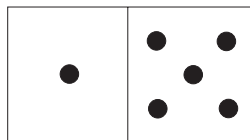
$4 + 2 = 6$




$3 + 3 = 6$



$2 + 4 = 6$



$1 + 5 = 6$



$0 + 6 = 6$

**2**

- Solve:
- |             |             |             |
|-------------|-------------|-------------|
| $0 + 0 = 0$ | $1 + 1 = 2$ | $2 + 2 = 4$ |
| $0 + 1 = 1$ | $1 + 2 = 3$ | $2 + 3 = 5$ |
| $0 + 2 = 2$ | $1 + 3 = 4$ | $2 + 4 = 6$ |
| $0 + 3 = 3$ | $1 + 4 = 5$ | $3 + 3 = 6$ |
| $0 + 4 = 4$ | $1 + 5 = 6$ | $4 + 2 = 6$ |
| $0 + 5 = 5$ | $5 + 1 = 6$ | $6 + 0 = 6$ |
| $0 + 6 = 6$ |             |             |

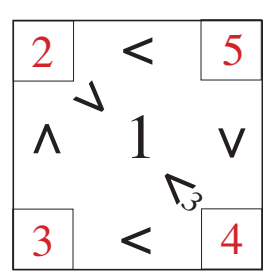
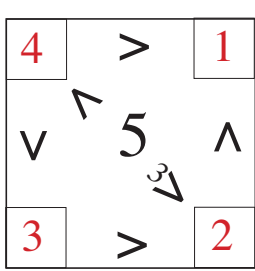
**3**

Fill in the missing numbers.

6	1	6	5	2	2	3	0	4	3	5	4	0
	5	0	1	4	4	3	6	2	3	1	2	6


**4**

Write the correct numbers in the corners so that the signs are correct. E.g:

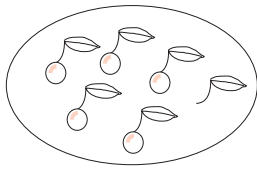


1

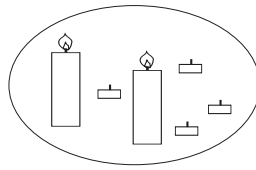
Write a subtraction about each picture and join it to the number line. 



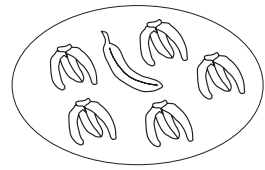
$$6 - 3 = 3$$



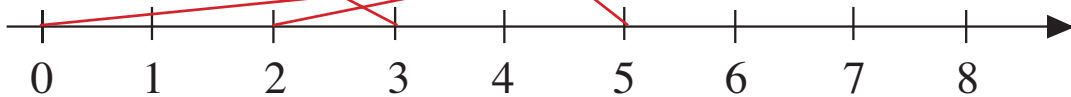
$$6 - 1 = 5$$



$$6 - 4 = 2$$

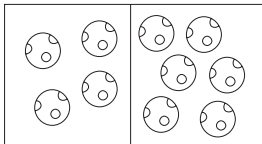


$$6 - 5 = 1$$

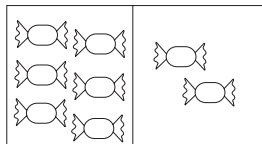


2

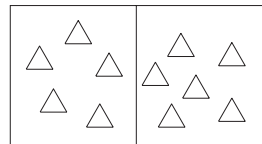
Compare the two sides of each picture and write it down in different ways.



4	<	6		
4	+	2	=	6
6	-	2	=	4



6	>	2		
2	+	4	=	6
6	-	2	=	4



5	<	6		
5	+	1	=	6
6	-	1	=	5

3

Solve:

$$2 - 1 = 1$$

$$4 - 1 = 3$$

$$5 - 2 = 3$$

$$6 - 2 = 4$$

$$2 - 2 = 0$$

$$4 - 2 = 2$$

$$5 - 3 = 2$$

$$6 - 3 = 3$$

$$3 - 1 = 2$$

$$4 - 3 = 1$$

$$5 - 4 = 1$$

$$6 - 4 = 2$$

$$3 - 2 = 1$$

$$4 - 4 = 0$$

$$5 - 5 = 0$$

$$6 - 5 = 1$$

$$3 - 3 = 0$$

$$5 - 1 = 4$$

$$6 - 1 = 5$$

$$6 - 6 = 0$$




4

Write the numbers 0 to 6 in the large boxes in **increasing** order.  
Write the correct signs in the small boxes.



**1**

Write additions and subtractions about the pictures.



4	+	2	=	6
6	-	4	=	2
6	-	2	=	4

3	+	3	=	6
6	-	3	=	3

1	+	5	=	6
6	-	1	=	5
6	-	5	=	1

**2**

Find the value of ● and △, if

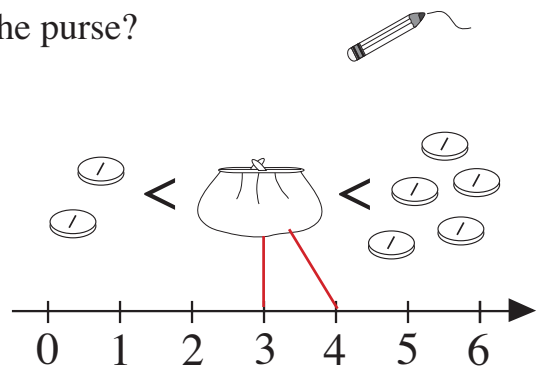
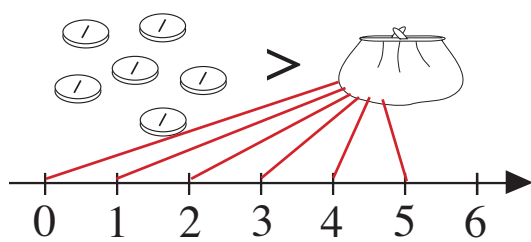
● = △ + △, △ = ■ + ■ and ■ = 1

△ = 2 ||      ● = 4 ||||

Display the answers with numbers and sticks.

**3**

How many coins could be contained in the purse?  
Join up to the number line.



**4**

Make it true by moving one stick.

|| + | = ||||

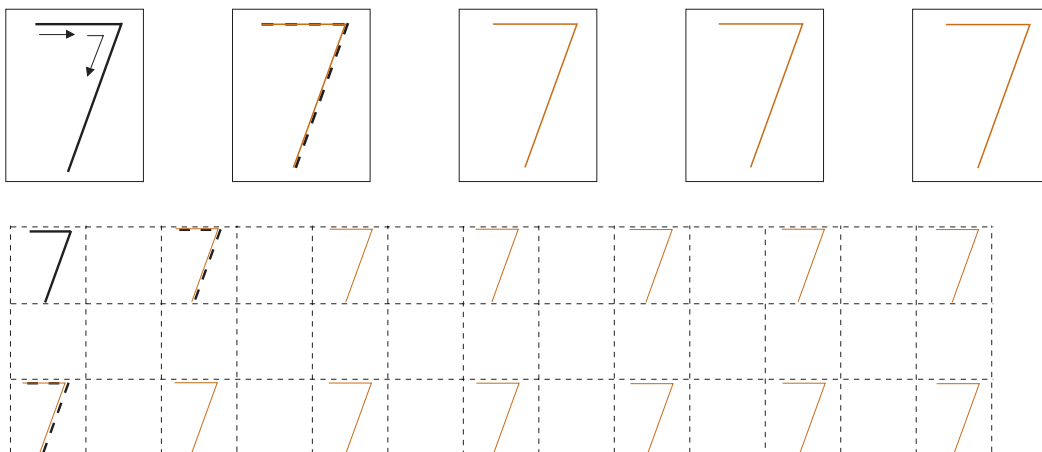
|||| - || = |

|| + || = |||

|||| - ||| = |

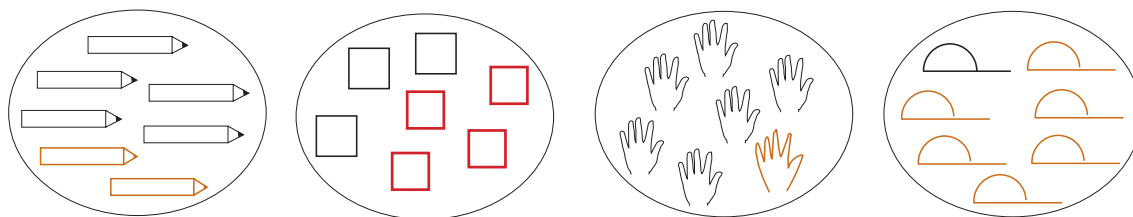
**1**

Complete the pattern.



**2**

Complete the pictures to make 7.



**3**

Write the numbers from 0 to 7 in the boxes.



(b) Write the next number smaller and the next number greater than 5, 2 and 6.

$$\boxed{4} < 5 < \boxed{6}$$

$$\boxed{1} < 2 < \boxed{3}$$

$$\boxed{5} < 6 < \boxed{7}$$

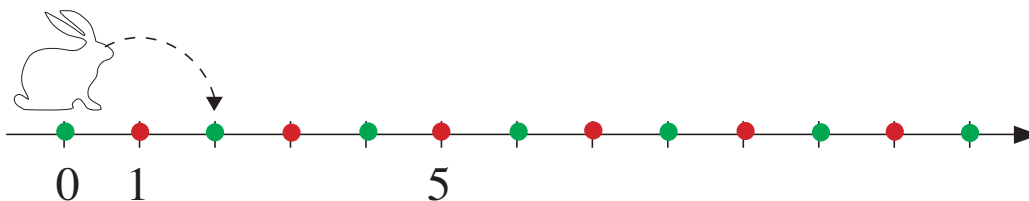
**4**

Show your answers by drawing sticks.

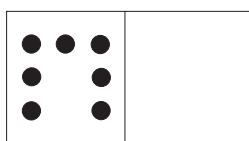
$$| + ||||| = ||||| \quad ||| + || = |||| \quad ||| + ||| = |||||$$

**1**

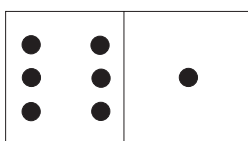
Bunny starts from 0 and jumps to every second number. Colour these points green and the missed points red.

**2**

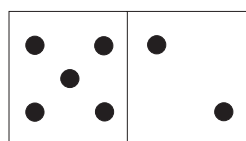
Write down the additions.



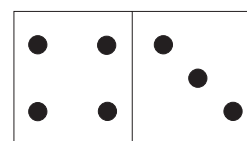
$7 + 0 = 7$



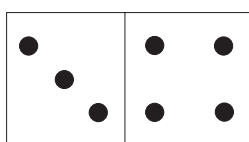
$6 + 1 = 7$



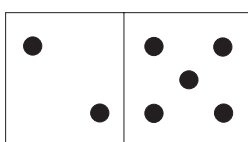
$5 + 2 = 7$




$4 + 3 = 7$



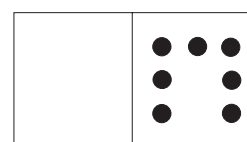
$3 + 4 = 7$



$2 + 5 = 7$



$1 + 6 = 7$



$0 + 7 = 7$

**3**

Solve:  $1 + 1 = 2$

$2 + 2 = 4$

$2 + 5 = 7$

$1 + 2 = 3$

$2 + 3 = 5$

$6 + 1 = 7$

$1 + 3 = 4$

$2 + 4 = 6$

$0 + 7 = 7$

$1 + 4 = 5$

$2 + 5 = 7$

$4 + 3 = 7$

$1 + 5 = 6$

$3 + 3 = 6$

$5 + 0 = 5$

$1 + 6 = 7$

$3 + 4 = 7$

$4 + 2 = 6$

**4**

Fill in the missing numbers.


<b>7</b>	1	5	0	4	6	2	7	4	5	3	6
	6	2	7	3	1	5	0	3	2	4	1

**1**


Each plate had 7 apples to start with. How many have been eaten?  
Write a subtraction about each picture.



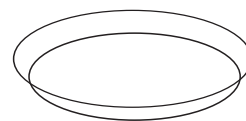
$$7 - 4 = 3$$



$$7 - 6 = 1$$



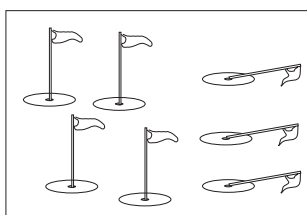
$$7 - 1 = 6$$




$$7 - 0 = 7$$

**2**


Write additions and subtractions about the pictures.



$$\begin{array}{|c|c|c|c|} \hline 4 & + & 3 & = & 7 \\ \hline 7 & - & 3 & = & 4 \\ \hline \end{array}$$



$$\begin{array}{|c|c|c|c|} \hline 3 & + & 4 & = & 7 \\ \hline 7 & - & 4 & = & 3 \\ \hline \end{array}$$




$$\begin{array}{|c|c|c|c|} \hline 6 & + & 1 & = & 7 \\ \hline 7 & - & 1 & = & 6 \\ \hline \end{array}$$


**3**

Sue has 2 dolls and Jane has 3 more dolls than Sue.  
Draw the dolls Jane and Sue have.

Sue:



Jane:



(a) How many dolls does Jane have?

5

(b) Write an addition for the total.

$$2 + 5 = 7$$

(c) Compare the dolls with a subtraction.

$$5 - 2 = 3$$

**4**

Write the numbers 0 to 7 in the large boxes in **decreasing** order.  
Write the correct signs in the small boxes.

$$7 > 6 > 5 > 4 > 3 > 2 > 1 > 0$$

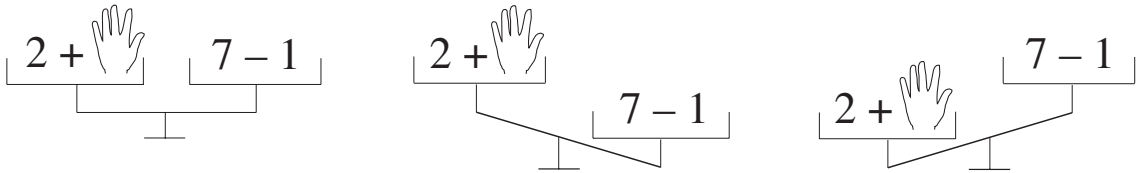
**1**

Fill in the missing numbers.

$$\begin{array}{lll}
 7 = 3 + \boxed{4} & 1 + 1 + \boxed{5} = 7 & 2 + 1 <_4 2 + \boxed{5} \\
 7 = \boxed{5} + 2 & 1 + 3 + 3 = \boxed{7} & 5 - 3 <_2 \boxed{7} - 3 \\
 3 = \boxed{7} - 4 & 7 - 2 - 2 = \boxed{3} & 3 + 4 >_3 3 + \boxed{1} \\
 2 = 7 - \boxed{5} & 7 - 6 + \boxed{2} = 3 & \text{E.g: } \boxed{7} - 1 > 4 \\
 6 + \boxed{1} = 7 & \boxed{7} - 2 - 5 = 0 & \\
 7 - \boxed{6} = 1 & 7 - 4 + \boxed{4} = 7 & 
 \end{array}$$

**2**

Which numbers could be covered by the hand?



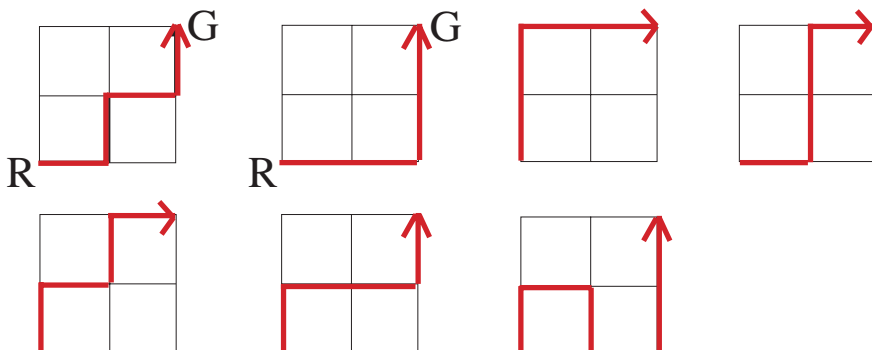
Write statements about each balance.

$2 + \text{[hand]} = 7 - 1$	$2 + \text{[hand]} < 7 - 1$	$2 + \text{[hand]} > 7 - 1$
$2 + \text{[hand]} = 6$	$2 + \text{[hand]} < 6$	$2 + \text{[hand]} > 6$
$\text{[hand]} = 4$	$\text{[hand]} < 4$	$\text{[hand]} > 4$
	$\text{[hand]} : \boxed{3, 2, 1, 0}$	$\text{[hand]} : \boxed{5, 6, 7}$

**3**

How many routes could Little Red Riding Hood choose to get to her Grandma through the forest? Draw routes along the paths given.

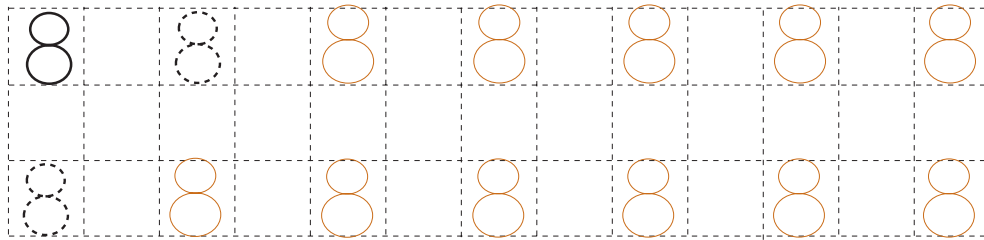

E.g:





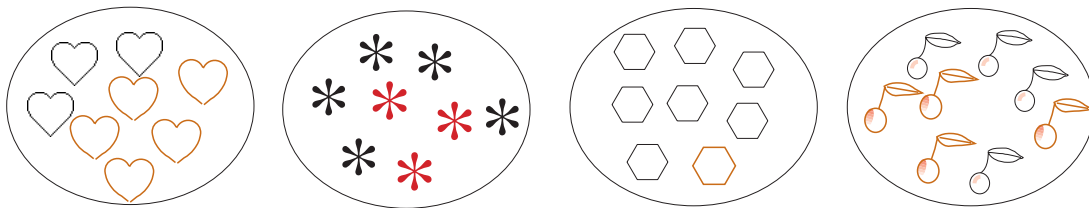
**1**

Continue the pattern.



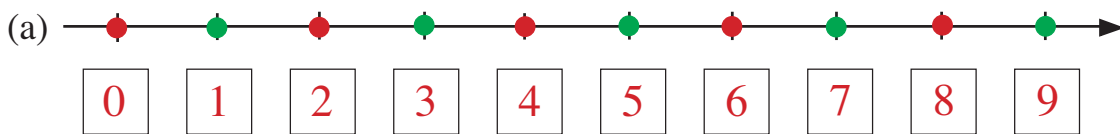
**2**

Complete the pictures to make 8.



**3**

Write the numbers 0 to 8 in the boxes.



(b) Colour red the point 0.

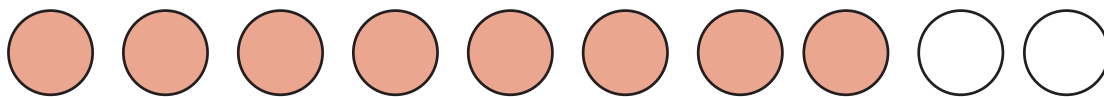
Starting from 0, colour every 2nd point red also.

Colour the other points green.

**4**

(a) Colour in **eight** circles.

✓ Colour any eight circles



(b) Tick the fourth circle from the right.

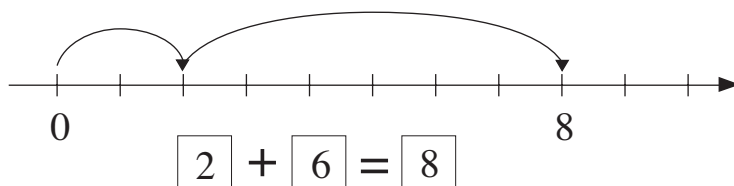
What is its position from the left?

Seventh

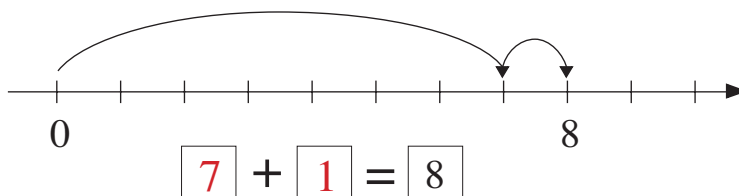
**1**

Bunny is jumping along the number line. Write additions for the jumps.

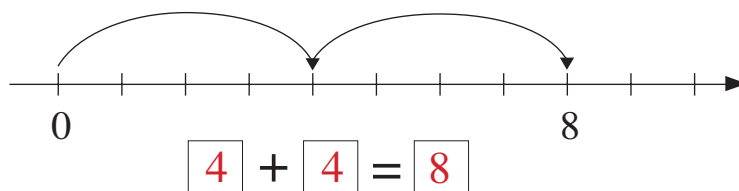
(a)




(b)



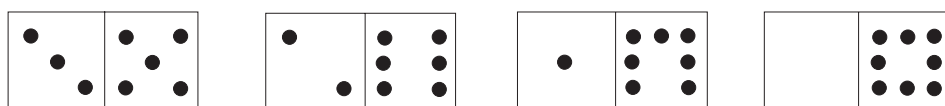
(c)

**2**

Write down the additions.



$$8 + 0 = \boxed{8} \quad \boxed{7} + \boxed{1} = \boxed{8} \quad \boxed{6} + \boxed{2} = \boxed{8} \quad \boxed{5} + \boxed{3} = \boxed{8} \quad \boxed{4} + \boxed{4} = \boxed{8}$$



$$\boxed{3} + \boxed{5} = \boxed{8} \quad \boxed{2} + \boxed{6} = \boxed{8} \quad \boxed{1} + \boxed{7} = \boxed{8} \quad \boxed{0} + \boxed{8} = \boxed{8}$$


**3**

Solve:

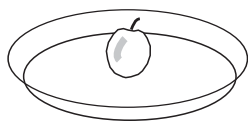
$1 + 2 = \boxed{3}$	$1 + 7 = \boxed{8}$	$2 + 6 = \boxed{8}$	$4 + 4 = \boxed{8}$
$1 + 3 = \boxed{4}$	$2 + 2 = \boxed{4}$	$3 + 3 = \boxed{6}$	$4 + 0 = \boxed{4}$
$1 + 4 = \boxed{5}$	$2 + 3 = \boxed{5}$	$3 + 4 = \boxed{7}$	$7 + 1 = \boxed{8}$
$1 + 5 = \boxed{6}$	$2 + 4 = \boxed{6}$	$3 + 5 = \boxed{8}$	$0 + 8 = \boxed{8}$
$1 + 6 = \boxed{7}$	$2 + 5 = \boxed{7}$		

**1**


Each plate had 8 plums on it. How many have been eaten?  
Write a subtraction for each.



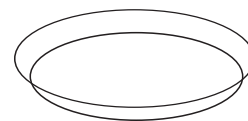
$$8 - 3 = 5$$



$$8 - 1 = 7$$




$$8 - 6 = 2$$



$$8 - 8 = 0$$

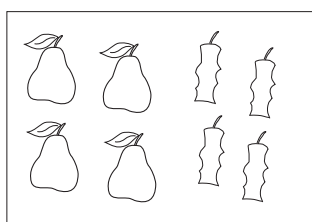
**2**

Write additions and subtractions for the pictures.



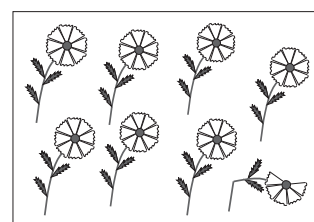
$$5 + 3 = 8$$

$$8 - 3 = 5$$



$$4 + 4 = 8$$

$$8 - 4 = 4$$



$$7 + 1 = 8$$

$$8 - 1 = 7$$

**3**

Solve:

$$2 - 1 = 1$$

$$4 - 3 = 1$$

$$6 - 0 = 6$$

$$7 - 6 = 1$$

$$2 - 2 = 0$$

$$4 - 4 = 0$$

$$6 - 2 = 4$$

$$8 - 1 = 7$$

$$3 - 1 = 2$$

$$5 - 1 = 4$$

$$6 - 4 = 2$$

$$8 - 2 = 6$$

$$3 - 2 = 1$$

$$5 - 2 = 3$$

$$6 - 6 = 0$$

$$8 - 3 = 5$$

$$3 - 3 = 0$$

$$5 - 3 = 2$$

$$7 - 0 = 7$$

$$8 - 5 = 3$$

$$4 - 1 = 3$$

$$5 - 4 = 1$$

$$7 - 2 = 5$$

$$8 - 7 = 1$$

$$4 - 2 = 2$$

$$5 - 5 = 0$$

$$7 - 4 = 3$$

$$8 - 8 = 0$$

**4**

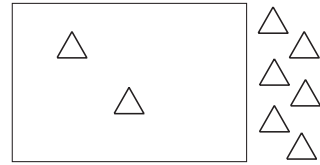

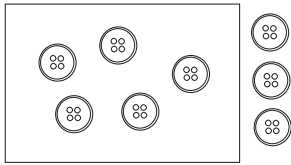
Write the numbers 0 to 8 in the large boxes in **decreasing** order.  
Write the correct signs in the small boxes.

$$8 > 7 > 6 > 5 > 4 > 3 > 2 > 1 > 0$$

Colour any eight circles

**1**

Write additions and subtractions for the pictures.



5	+	3	=	8
8	-	3	=	5
3	+	5	=	8
8	-	5	=	3

7	+	1	=	8
8	-	1	=	7
1	+	7	=	8
8	-	7	=	1

2	+	6	=	8
8	-	6	=	2
6	+	2	=	8
8	-	2	=	6

**2**

Fill in the missing numbers.

$8 = 3 + \boxed{5}$

$1 + 3 + \boxed{4} = 8$

E.g:  $3 + 1 < 4 + 2 + \boxed{6}$

$8 = \boxed{6} + 2$

$4 + 2 + 2 = \boxed{8}$

$5 - 2 < 2 + \boxed{8} - 3$

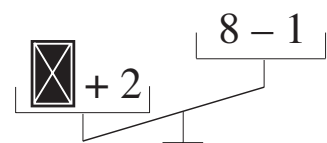
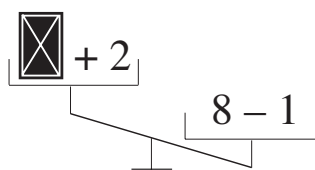
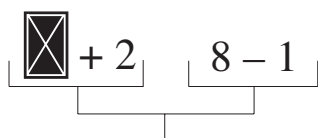
$2 = 8 - \boxed{6}$

$8 - 7 + \boxed{2} = 3$

E.g:  $\boxed{6} - 1 > 4$

**3**

Which numbers could be hidden under the cards? (0 to 8)



Write down the calculations.

$\boxed{\text{card}} + 2 = 8 - 1$

$\boxed{\text{card}} + 2 < 8 - 1$

$\boxed{\text{card}} + 2 > 8 - 1$

$\boxed{\text{card}} + 2 = 7$

$\boxed{\text{card}} + 2 < 7$

$\boxed{\text{card}} + 2 > 7$

$\boxed{\text{card}} = 5$

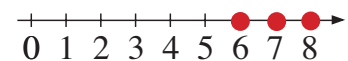
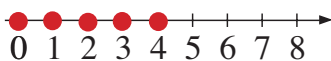
$\boxed{\text{card}} < 5$

$\boxed{\text{card}} > 5$

$\boxed{\text{card}} = 0, 1, 2, 3, 4$

$\boxed{\text{card}} = 6, 7, 8$

Show the results on the number lines.



**1**

(a) Continue the pattern.

$3 = 2 + \boxed{1}$

$4 = 2 + 2$

$5 = 2 + 2 + \boxed{1}$

$6 = 2 + \boxed{2} + \boxed{2}$

$7 = 2 + \boxed{2} + \boxed{2} + \boxed{1}$

$8 = 2 + \boxed{2} + \boxed{2} + \boxed{2}$

(b) Take away 2 as many times as possible.

$3 - 2 = 1$

$4 - 2 - 2 = 0$

$5 - 2 - 2 = 1$

$6 - 2 - 2 - 2 = 0$

$7 - 2 - 2 - 2 = 1$

$8 - 2 - 2 - 2 - 2 = 0$

**2**

Each shape represents a number.

The sum of the four numbers along each line must equal 8.

Do not use 0.

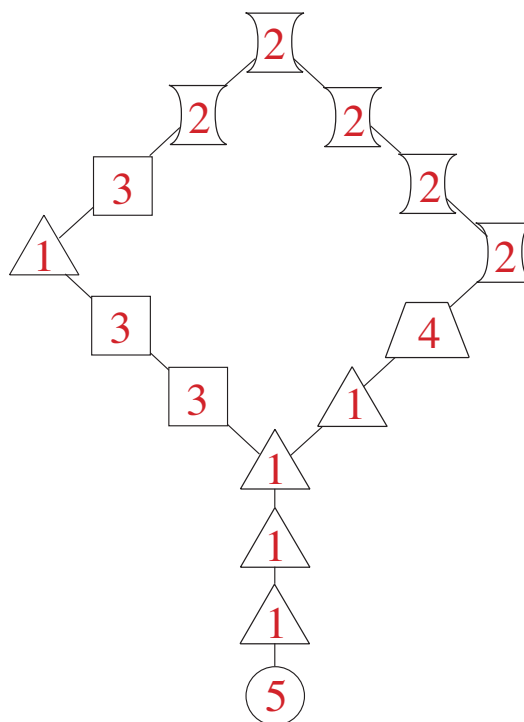
$\text{Crescent} = \boxed{2}$

$\text{Square} = \boxed{3}$

$\text{Triangle} = \boxed{1}$

$\text{Trapezoid} = \boxed{4}$

$\text{Circle} = \boxed{5}$

**3**

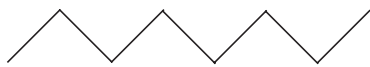
There are 8 tulips in a vase, some red and some yellow.

How many red and how many yellow tulips could there be?

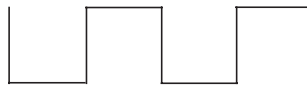
Red		8	7	6	5	4	3	2	1	0
Yellow		0	1	2	3	4	5	6	7	8
Total		8	8	8	8	8	8	8	8	8

**1**

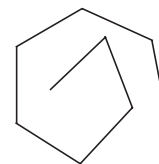
How many lines make up each shape?



7



8



8

**2**

Solve:

$6 + 1 = 7$

$7 - 2 = 5$

$1 + 1 + 1 = 3$

$2 + 2 = 4$

$3 - 3 = 0$

$2 + 2 + 2 = 6$

$5 + 3 = 8$

$8 - 1 = 7$

$5 + 1 + 2 = 8$

$1 + 0 = 1$

$6 - 0 = 6$

$4 + 1 + 1 = 6$

$4 + 2 = 6$

$8 - 7 = 1$

$3 + 3 + 2 = 8$

$8 - 4 - 4 = 0$

$3 - 2 + 5 = 6$

$3 + 2 - 5 = 0$

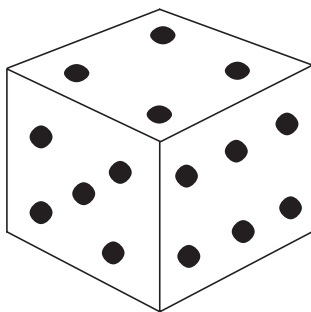
$8 - 6 - 1 = 1$

$8 - 8 + 7 = 7$

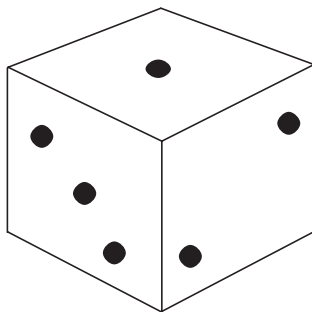
**3**

The total number of dots on opposite sides of a dice is 7.

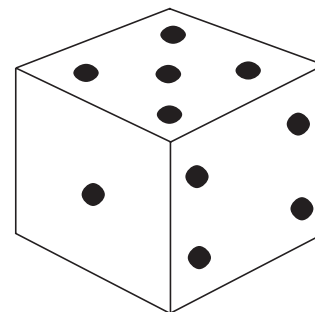
How many dots are on the bottom of each dice?



3



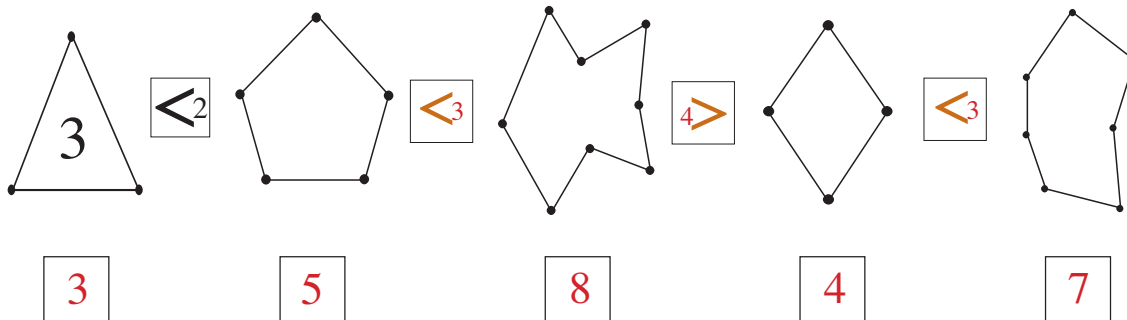
6



2

**1**

(a) Write inside each shape how many **sides** it has. Put signs between them.



3

5

8

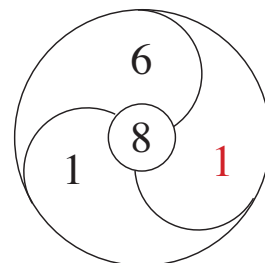
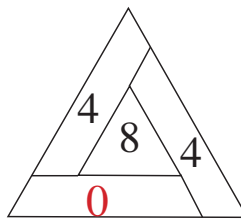
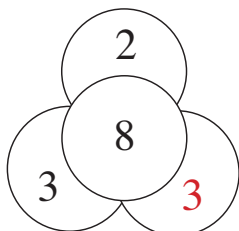
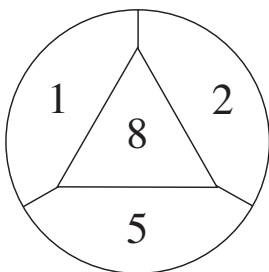
4

7

(b) Write down the number of **vertices** below each shape.

**2**

Fill in the missing numbers. Show the rule.



$$1 + 2 + 5 = 8$$

$$2 + 3 + 3 = 8$$

$$4 + 4 + 0 = 8$$

$$6 + 1 + 1 = 8$$

Rule: the number in the centre is the sum of the other numbers.

**3**

8 girls are going to a fancy dress party. 5 girls already know what to wear.

How many still have to decide?

Write it as a subtraction.

$$8 - 5 = 3$$

**4**


From Snow White's seven dwarfs, Grumpy, Dozey and Sneezzy have already left for the mine.

How many dwarfs remain at home?

$$7 - 3 = 4$$

**5**

Which can go faster? Put them in order starting with the **slowest**.



4

2

1

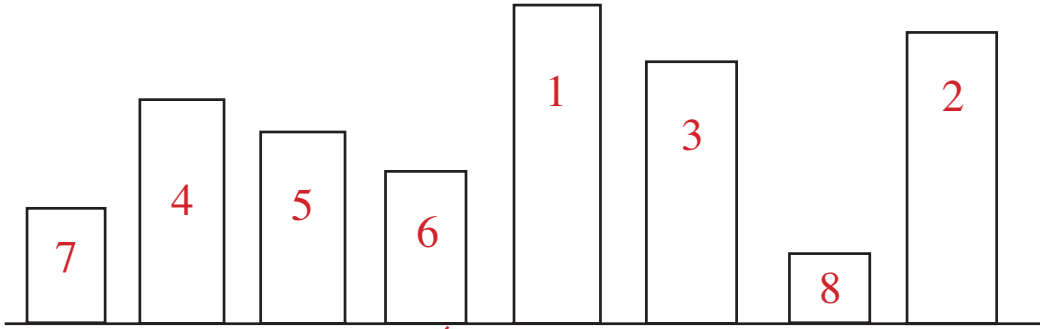
5

3

6

**1**

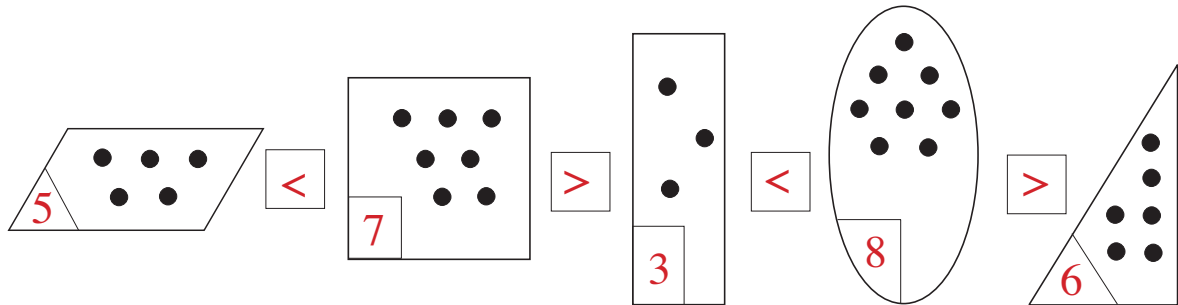
Number these rectangles in **decreasing** height order.



Tick the fifth from the right.

**2**

Write the number of dots and put in the correct signs. ( $<$ ,  $>$ ,  $=$ )



**3**

Which numbers make the statements true? (0 to 8)

Show your answers on the number line.

$\frac{1}{2}$  =  $4 + 3$



$\frac{1}{2}$  > 2



$\frac{1}{2}$  < 7



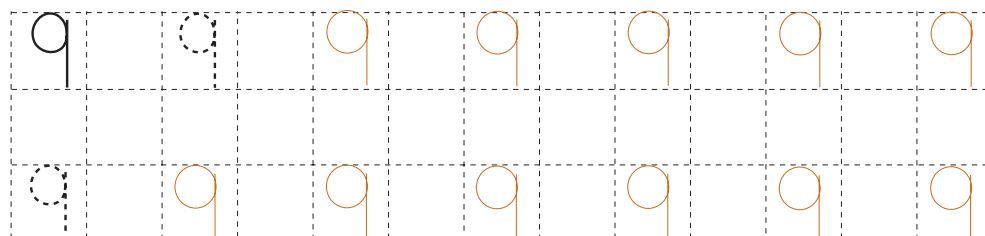
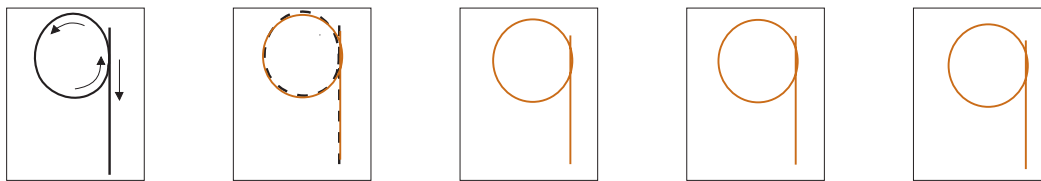
$3 <$    $< 8$





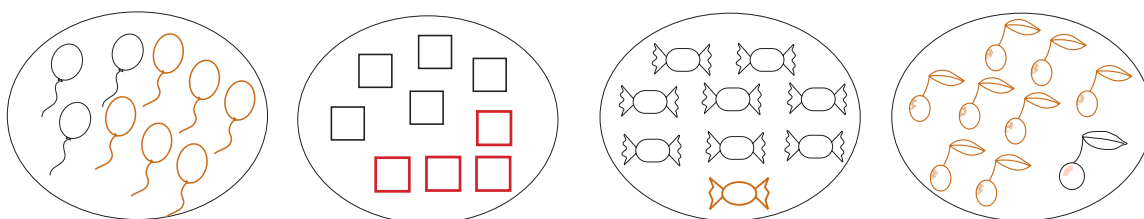
1

Continue the pattern.



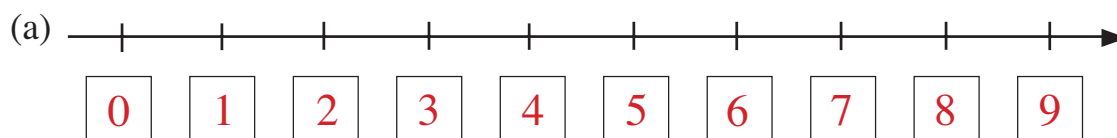
2

Complete the pictures to make 9.



3

Write the numbers 0 to 9 in the boxes.



(b) Jump from 0 in steps of 2. Put these numbers in **increasing** order.



(c) Jump back from 9 in steps of 2. Put these numbers in **decreasing** order.



4

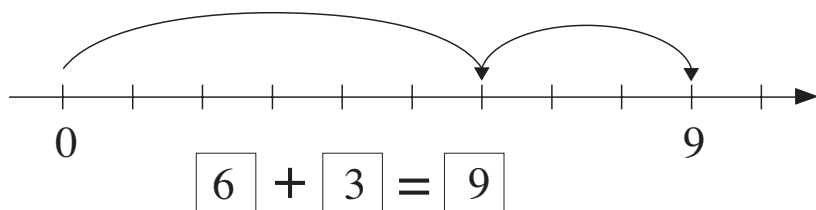
Show the answers by drawing sticks.



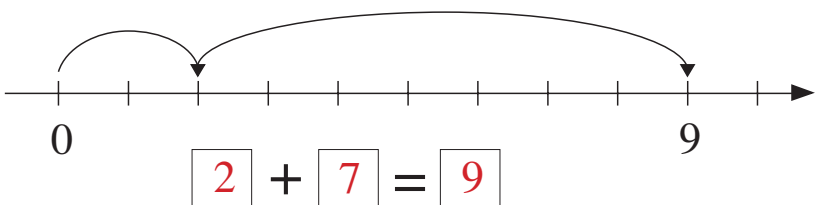
**1**

Bunny is jumping along the number line. Write additions for the jumps.

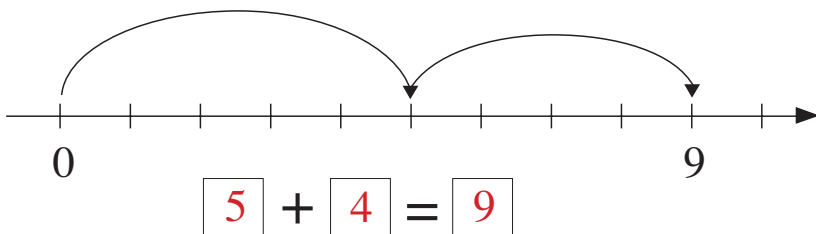
(a)







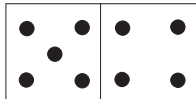





(b)



(c)

**2**

Write down the additions.

				
$9 + 0 = \boxed{9}$	$\boxed{8} + \boxed{1} = \boxed{9}$	$\boxed{7} + \boxed{2} = \boxed{9}$	$\boxed{6} + \boxed{3} = \boxed{9}$	$\boxed{5} + \boxed{4} = \boxed{9}$
				
$\boxed{4} + \boxed{5} = \boxed{9}$	$\boxed{3} + \boxed{6} = \boxed{9}$	$\boxed{2} + \boxed{7} = \boxed{9}$	$\boxed{1} + \boxed{8} = \boxed{9}$	$\boxed{0} + \boxed{9} = \boxed{9}$


**3**

Solve:

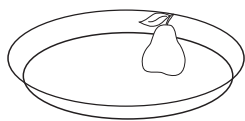
$1 + 2 = \boxed{3}$	$3 + 4 = \boxed{7}$	$5 + 1 = \boxed{6}$
$2 + 3 = \boxed{5}$	$3 + 5 = \boxed{8}$	$6 + 0 = \boxed{6}$
$3 + 4 = \boxed{7}$	$3 + 6 = \boxed{9}$	$6 + 3 = \boxed{9}$
$4 + 5 = \boxed{9}$	$4 + 4 = \boxed{8}$	$7 + 2 = \boxed{9}$

**1**


Each plate had 9 pears on it. How many pears have been eaten?  
Write a subtraction about each picture.



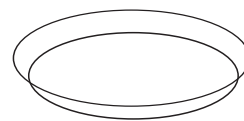
$$9 - 3 = 6$$



$$9 - 1 = 8$$



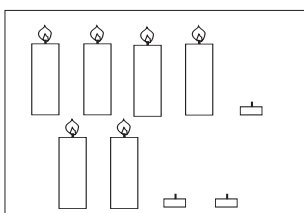
$$9 - 6 = 3$$



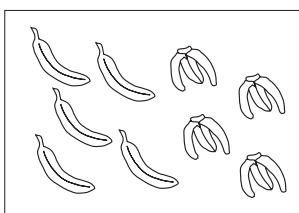
$$9 - 0 = 9$$

**2**


Write additions and subtractions about the pictures.



$$\begin{array}{r} 6 + 3 = 9 \\ 9 - 3 = 6 \end{array}$$



$$\begin{array}{r} 5 + 4 = 9 \\ 9 - 4 = 5 \end{array}$$



$$\begin{array}{r} 8 + 1 = 9 \\ 9 - 1 = 8 \end{array}$$

**3**

Solve:

$2 - 1 = 1$	$5 - 1 = 4$	$7 - 1 = 6$	$9 - 4 = 5$
$3 - 1 = 2$	$5 - 3 = 2$	$7 - 3 = 4$	$9 - 5 = 4$
$3 - 2 = 1$	$5 - 5 = 0$	$7 - 4 = 3$	$9 - 6 = 3$
$4 - 0 = 4$	$6 - 1 = 5$	$7 - 6 = 1$	$9 - 7 = 2$
$4 - 2 = 2$	$6 - 2 = 4$	$8 - 1 = 7$	$9 - 8 = 1$
$4 - 4 = 0$	$6 - 5 = 1$	$9 - 2 = 7$	$9 - 9 = 0$


**4**

Fill in the missing numbers.

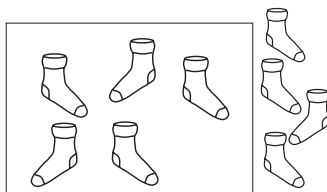
9	2	0	3	5	5	3	7	2	9	8	4	2	1	4
	7	9	6	4	4	6	2	7	0	1	5	7	8	5

**1**

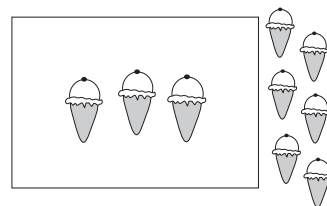
Write an addition and a subtraction about each picture.



7	+	2	=	9
9	-	2	=	7



5	+	4	=	9
9	-	4	=	5



3	+	6	=	9
9	-	6	=	3

**2**

Fill in the missing numbers.

$9 = 1 + \boxed{8}$

$1 + 2 + \boxed{6} = 9$

$1 + 5 <^3 4 + \boxed{5}$

$9 = \boxed{5} + 4$

$3 + 3 + 3 = \boxed{9}$

$6 - 1 <^3 \boxed{9} - 1$

$5 = \boxed{9} - 4$

$9 - 7 - 1 = \boxed{1}$

$2 + 7 >^3 2 + \boxed{4}$

$2 = 9 - \boxed{7}$

$9 - 8 + \boxed{2} = 3$

E.g:  $\boxed{8} - 1 > 6$

$3 + \boxed{6} = 9$

$\boxed{9} - 3 - 6 = 0$

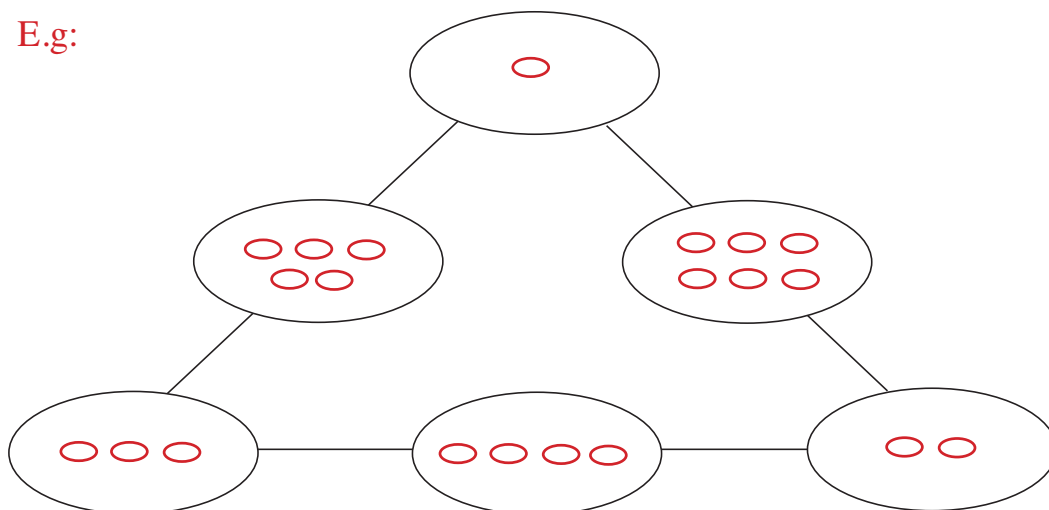
$9 - \boxed{1} = 8$

$9 - \boxed{4} + 4 = 9$

**3**

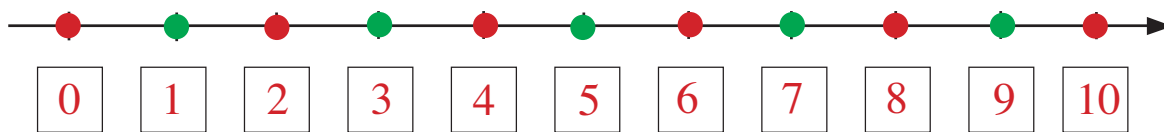
Draw different numbers of eggs on the plates so that there are 9 eggs in total along each line.

E.g:



**1**

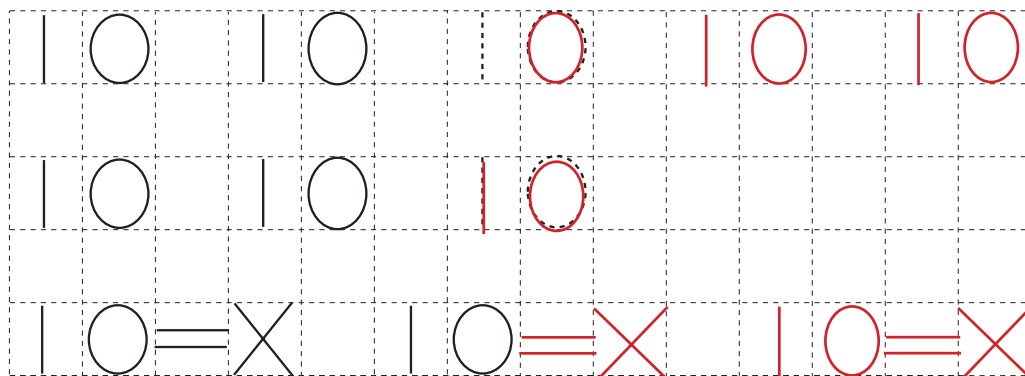
Write the numbers from 0 to 10 in the boxes below.



Draw a red dot on 0, a green dot on 1, a red dot on 2, a green dot on 3 and so on.

**2**

Continue the pattern.



**3**

Write additions and subtractions for:



$$6 + 4 = 10$$

$$4 + 6 = 10$$

$$10 - 4 = 6$$

$$10 - 6 = 4$$



$$9 + 1 = 10$$

$$1 + 9 = 10$$

$$10 - 1 = 9$$

$$10 - 9 = 1$$

**4**

Write additions for:



$$3 + 4 + 3 = 10$$




$$1 + 2 + 3 + 4 = 10$$

**1**

There were 10 mushrooms on each plate.

How many mushrooms have been taken away?

Write equations about each plate.



6	+	4	=	10
10	-	4	=	6

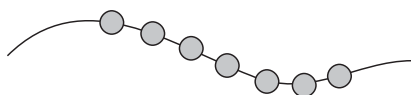
3	+	7	=	10
10	-	7	=	3

8	+	2	=	10
10	-	2	=	8


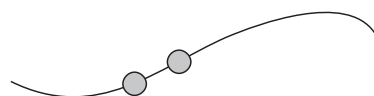
**2**

There were 10 beads on every piece of string but some have fallen off.

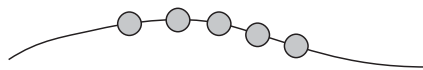
Write subtractions for each string.



$10 - 3 = 7$



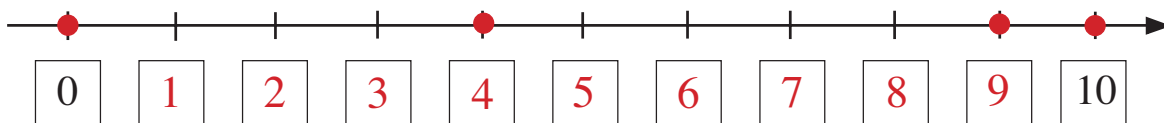
$10 - 8 = 2$



$10 - 5 = 5$

**3**

Fill in the missing numbers. Show where we end up if we move:



(a) 5 to the right of 4    **9**

(b) 6 to the left of 10    **4**

(c) 7 to the left of 7    **0**

(d) 2 to the right of 8.    **10**

**4**

Fill in the missing numbers.

$$2 \xrightarrow{+3} \boxed{5} \xrightarrow{+1} \boxed{6} \xrightarrow{+4} \boxed{10} \xrightarrow{-\boxed{3}} 7$$

**1**

Solve:

$10 - 0 = 10$

$10 - 5 = 5$

$10 - 9 = 1$

$10 - 1 = 9$

$10 - 6 = 4$

$10 - 10 = 0$

$10 - 2 = 8$

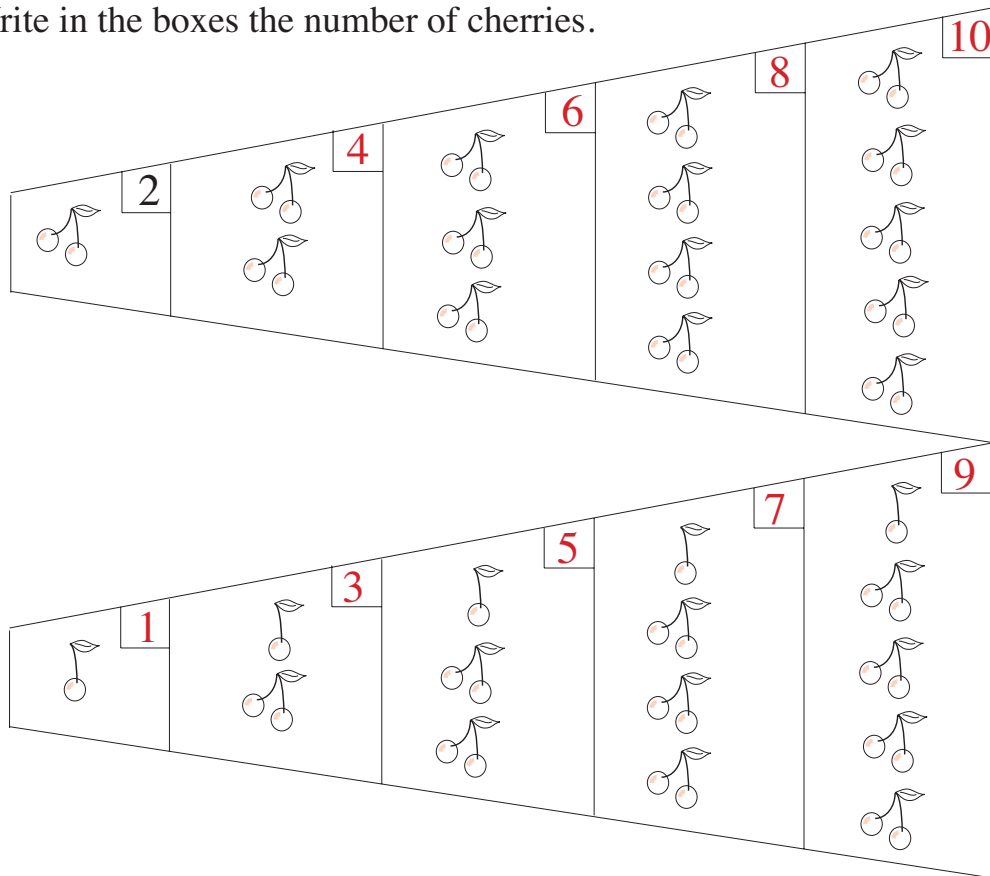
$10 - 7 = 3$

$10 - 3 = 7$

$10 - 8 = 2$

**2**

Write in the boxes the number of cherries.

**3**

Complete the sums.

$10 + 0 = 10$

$2 + 8 = 10$

$5 + 5 = 10$

$8 + 2 = 10$

$0 + 10 = 10$

$4 + 6 = 10$

$6 + 4 = 10$

$1 + 9 = 10$

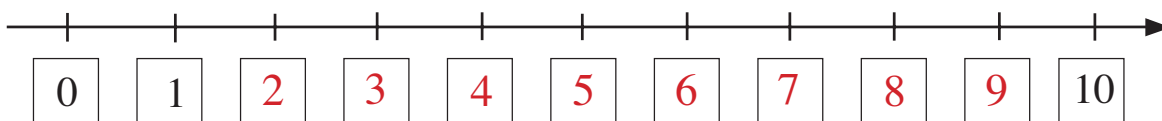
$9 + 1 = 10$

$7 + 3 = 10$

$3 + 7 = 10$

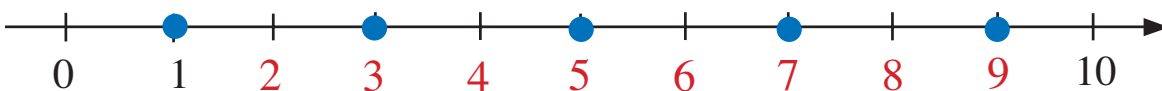
**1**

Write the numbers below the line.



Jump from 0 in steps of 2. Put those numbers in increasing order.

$$\boxed{0} < \boxed{2} < \boxed{4} < \boxed{6} < \boxed{8}$$

**2**

Find the point 9. Step 2 to the left 4 times. Mark these numbers with blue dots.

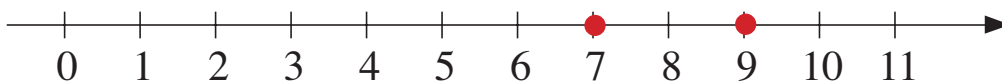
Complete:  $9 \xrightarrow{-2} \boxed{7} \xrightarrow{-2} \boxed{5} \xrightarrow{-2} \boxed{3} \xrightarrow{-2} \boxed{1}$

$$9 \gg \boxed{7} \gg \boxed{5} \gg \boxed{3} \gg \boxed{1}$$

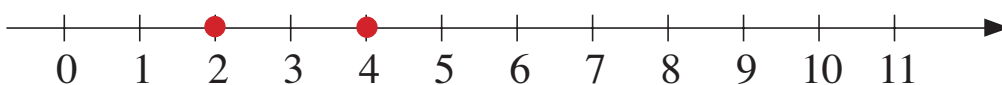
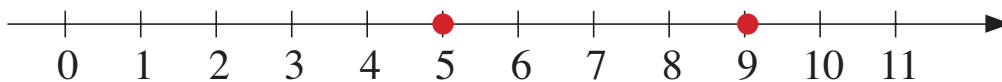
**3**

Which numbers could I be thinking of? Mark them on the number line.

(a) Odd numbers greater than 6.



(b) Even numbers smaller than 5.

(c) The next nearest odd number to 7. *There are 2 correct answers.*

Fill in the missing numbers.

$$2 + \boxed{6} + 2 = 10$$

$$4 + \boxed{3} - 3 = 4$$

$$4 + \boxed{0} + 5 = 9$$

$$3 - \boxed{0} + 7 = 10$$

$$\boxed{4} + 3 - 2 = 5$$

$$9 - \boxed{1} + \boxed{1} = 9$$