

<h1>Y4</h1>	<p>R: Calculations. C: Convex and concave shapes E: <i>Problems. Constructions. 3 views of solids</i></p>	<h2 style="text-align: center;">Lesson Plan 51</h2>
<p>Activity</p> <p style="text-align: center;">1</p>	<p>Mental calculation</p> <p>a) T says a multiplication or division (up to 10×10). Ps say result.</p> <p>b) T says an addition or subtraction with whole hundreds (up to 10 000). Ps say result.</p> <p>c) Substitution up to 5000 (10 000) with +, -, \times, \div e.g. T says, '750 + what = 3000?' P says '2250', etc.</p> <p>d) Multiplication and division, e.g. 300×4, $5000 \div 10$, 4500×2, $7600 \div 2$, $3963 \div 3$, 460×4, $3514 \div 7$, 1500×6, etc.</p> <p style="text-align: right;"><i>5 min</i></p>	<p style="text-align: center;">Notes</p> <p>Whole class activity In order round class or Ps chosen randomly If a P makes a mistake, next P corrects it. At speed. In good humour! Praising, encouraging only Feedback for T</p>
<p style="text-align: center;">2</p>	<p>Multiples and factors</p> <p>a) Let's compare these numbers and draw arrows pointing towards the multiples. What is a multiple? (A number which is exactly divisible by that number; or the result of multiplying that number by another number.)</p> <p>Ps come to BB to draw arrows, explaining reasoning. Class agrees or disagrees.</p> <div style="text-align: center;"> <p>BB:</p> </div> <p>If the arrows pointed in the opposite direction, what would they show? (factors) What is a factor? (A number which multiplies another number to make that number, or divides into that number exactly.)</p> <p>What about the arrows pointing to the number itself? (They would still be correct pointing in the opposite direction because, e.g. 40 is a <u>multiple</u> of 40 and also a <u>factor</u> of 40.)</p> <p>b) Let's find all the factors of 240. Let's do it logically. What is the smallest factor possible? (1) 1 times what makes 240? (240)</p> <p>Ps come to BB to continue writing the pairs of factors. Class points out errors. Let's list them in increasing order. (BB, as below.)</p> <p>Many of these factors are also multiples of the other factors. How can we break 240 down into its lowest possible factors? (Ps might remember from Y3, otherwise T starts diagram and Ps continue.)</p> <p>Elicit that the circled numbers are <u>prime</u> factors (i.e. a number which can be divided only by itself and 1).</p> <p>BB: e.g.</p> <div style="display: flex; align-items: center;"> <div style="flex: 1;"> </div> <div style="flex: 1; padding-left: 20px;"> <p><u>Factors of 40</u></p> <p>1, 2, 3, 4, 5, 6, 8, 10, 12, 15, 240, 120, 80, 60, 48, 40, 30, 24, 20, 16,</p> <p><u>Prime factors of 240:</u></p> <p>$240 = 2 \times 2 \times 2 \times 2 \times 3 \times 5$</p> </div> </div> <p>Let's write 240 as a multiplication of its <u>prime factors</u>. Ps dictate what T should write. Class checks that they multiply to make 240.</p> <p style="text-align: right;"><i>12 min</i></p>	<p>Whole class activity Numbers written on BB or SB or OHT Discussion, reasoning, agreement, praising e.g. reasoning: '200 is a multiple of 10 because 10 times 20 = 200' If Ps forget to include the numbers themselves, T reminds them.</p> <p>Whole class discussion Agreement, praising</p> <p>BB: $40 \times 1 = 40$ (multiple) $40 \times 1 = 40$ (factor) or $40 \div 1 = 40$</p> <p>BB: $240 = 1 \times 240$ $= 2 \times 120$ $= 3 \times 80$ $= 4 \times 60$ etc.</p> <p>Ps decide which pair of factors to start with.</p> <p>BB: <u>prime number</u> divisible by only 1 and itself</p> <p>Repeat starting with another pair of factors, e.g. 4×60. Agree that it does not matter which pair is used at the start; the list of prime factors will be the same.</p> <p>Ps list the prime factors in increasing order. Agreement, praising</p>

Y4

Lesson Plan 51

Activity

3

Linear scale

On some maps, the scale is sometimes shown like this to make it easier for us to see what the distances mean in real life. They are called linear scales.

Here are two linear scales. Who can explain what they mean? Ask several Ps what they think. T writes agreed scale above each table and Ps write on own copies if they have them.

Let's complete the tables. Ps come to BB to write missing distances, explaining reasoning and showing its position on the linear scale. Class agrees/disagrees. (Ps can fill in own tables if they wish.)

BB: *Scale: 1 cm → 10 m*

Scale: 1 cm → 500 m

a)



On map	In real life
1 cm	10 m
7 cm	70 m
1 mm	1 m
10 cm	100 m
37 cm	370 m
8 cm	80 m
15 cm	150 m
5 mm	5 m

b)



On map	In real life
1 cm	500 m
1 mm	50 m
1 cm 5 mm	750 m
3 cm	1500 m
3 mm	150 m
5 cm	2 km 500 m
10 cm	5 km
8 mm	400 m

18 min

Notes

Whole class activity

T holds up a large map with a linear scale.

BB: linear scale

Tables drawn on BB or use enlarged copy master for demonstration only!

Ps could have copies (not enlarged!) too.

At a good pace

Encourage Ps to calculate mentally.

Reasoning, agreement, praising

Details: e.g.

$$37 \times 10 \text{ m} = \underline{370 \text{ m}}$$

$$1 \text{ cm } 5 \text{ mm} = 15 \text{ mm}$$

$$1 \text{ cm} \rightarrow 500 \text{ m}$$

$$1 \text{ mm} \rightarrow 50 \text{ m}$$

$$15 \times 50 \text{ m} = (500 + 250) \text{ m} = \underline{750 \text{ m}}$$

$$2 \text{ km } 500 \text{ m} = 2500 \text{ m}$$

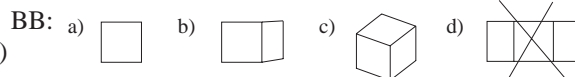
$$2500 \div 500 = 25 \div 5 = \underline{5} \text{ (cm)}$$

4

Views of a cube

Ps have small cubes on desks. Hold your cube in different positions. Count how many edges, faces and vertices you can see.

Now study these diagrams. Can you hold your cube so that you see these views?



Elicit that view d) is impossible!

Let's fill in the table to show what we can see and what we can't see for the other 3 views.

	Visible			Not visible		
	edges	faces	vertices	edges	faces	vertices
a)	4	1	4	8	5	4
b)	7	2	6	5	4	2
c)	9	3	7	3	3	1

Ps come to BB to fill in the table, referring to diagrams. Class agrees or disagrees.

How can we check that we have not missed anything? [The visible and invisible edges (faces, vertices) should add up to 12 (6, 8)].

22 min

Whole class activity

Give Ps a short time to manipulate and study their cubes before showing them the views on the copy master to try out.

Drawn on BB or use enlarged copy master or OHP

T demonstrates with large cube if Ps are unsure.

Reasoning, agreement, checking, praising

BB: $e = 12$
 $f = 6$
 $v = 8$

Y4

Lesson Plan 51

Activity

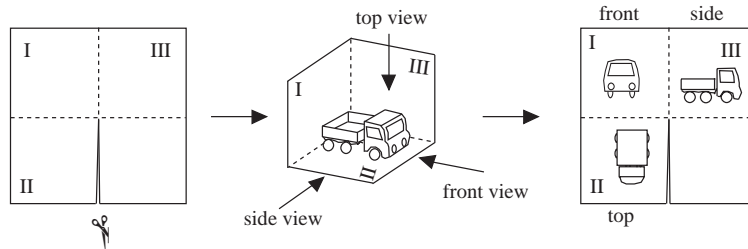
5

Views of an object

Ps have squares of paper, scissors and an object to view on desks.

T demonstrates each step of how to make the 'viewing tool', referring to diagrams on BB, and Ps follow instructions. (4th square is folded beneath 3rd square.)

BB:



Ps put their object inside viewing tool and draw what they see from the top, front and side. T chooses Ps to show their drawings and objects to class. Class decides whether the views are roughly correct.

26 min

Notes

Whole class activity

T has large square of paper for demonstration.

Items brought from home or provided by T (e.g. toy car, house, animal, solid shapes) or models built from unit cubes.

T should have own diagrams prepared beforehand (or use enlarged copy master or OHP).

In good humour throughout!

Drawings need only be rough (or Ps draw around the shape)

Praising, encouragement only!

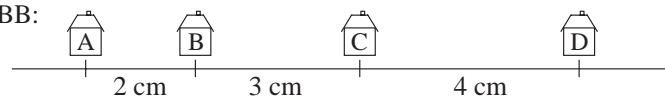
6

PbY4a, page 51

Q.1 Read: Calculate the real distances if 1 cm on the diagram means 62 m in real life.

Ps first measure distances between the houses and write on the diagram in Pbs. Review with whole class. Ps dictate lengths and T writes on diagram on BB. Mistakes corrected.

BB:



Set a time limit. Encourage Ps to calculate mentally but necessary calculations can be written in Ex. Bks (or on slates).

Review with whole class. Ps come to BB or dictate to T, explaining reasoning. Class agrees/disagrees. Mistakes discussed and corrected.

Solution:

- a) B → A: $62 \text{ m} \times 2 = \underline{124 \text{ m}}$
 b) C → B: $62 \text{ m} \times 3 = \underline{186 \text{ m}}$
 c) D → C: $62 \text{ m} \times 4 = \underline{248 \text{ m}}$
 d) C → A: $62 \text{ m} \times 5 = 300 \text{ m} + 10 \text{ m} = \underline{310 \text{ m}}$
 e) D → B: $62 \text{ m} \times 7 = 420 \text{ m} + 14 \text{ m} = \underline{434 \text{ m}}$
 f) D → A: $62 \text{ m} \times 9 = 540 \text{ m} + 18 \text{ m} = \underline{558 \text{ m}}$

31 min

Individual work, monitored
 Drawn on BB or use enlarged copy master or OHP











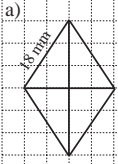
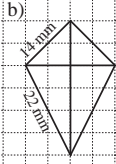
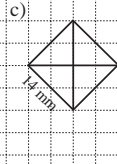
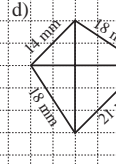
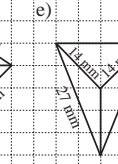

BB: Scale: 1 cm → 62 m

Agreement, correcting, praising

Reasoning, agreement, self-correcting, praising

If some Ps used addition, discuss whether it is quicker to add or to multiply.

Feedback for T

<p>Y4</p>		<p><i>Lesson Plan 51</i></p>
<p>Activity</p> <p>7</p>	<p><i>PbY4a, page 51</i></p> <p>Q.2 Read: <i>In a dense forest there are some clearings. In which of the clearings could you hide from someone? Write a tick or a cross inside each one.</i></p> <p>Review at BB with whole class. T points to each shape in turn and Ps show ✓ or X on scrap paper or slates. Ps who are wrong come to BB to try to explain where they would hide.</p> <p>BB: a)  b)  c)  d) </p> <p>In a) and b), two people could not hide from each other. We say that such shapes are <u>convex</u>.</p> <p>In c) and d), two people <u>could</u> hide from each other. We say that such shapes like these are <u>concave</u>. (Remember which is which – you can hide in a cave!)</p> <p>In your <i>Ex. Bks</i>, draw 3 different shapes which are convex and 3 different shapes which are concave. Set a time limit.</p> <p>T chooses Ps to draw their diagrams on the BB. Class decides whether they are correct.</p> <p>e.g. BB: <u>Convex</u>    <u>Concave</u>   </p> <p style="text-align: center;">35 min</p>	<p>Notes</p> <p>Individual work, monitored, helped</p> <p>Drawn on BB or use enlarged copy master or OHP</p> <p>Discussion, reasoning, agreement, self-correcting, praising</p> <p>BB: <u>convex</u></p> <p>BB: <u>concave</u></p> <p>Individual work, monitored, helped</p> <p>Agreement, praising</p> <p>Extra praise for creative (but correct) shapes!</p>
<p>8</p> <p>Extension</p>	<p><i>PbY4a, page 51</i></p> <p>Q.3 Read: <i>The two lines in each diagram are the diagonals of a quadrilateral. They are perpendicular to one another. Draw the quadrilaterals and measure their sides.</i></p> <p>Deal with one shape at a time. T elicits (reminds Ps about) the notation for equal sides. (1 short perpendicular line for 1st set, 2 lines for 2nd set, etc. within a diagram)</p> <p>Ps measure lengths in mm and write on diagrams. Ps finished first draw solutions on BB.</p> <p>Review at BB with whole class. Ps dictate lengths and T writes on BB. Class agrees/disagrees. Mistakes corrected. Is the shape convex or concave? Ps shout out in unison.</p> <p><i>Solution:</i></p> <p>a)  convex</p> <p>b)  convex</p> <p>c)  convex</p> <p>d)  convex</p> <p>e)  concave</p> <p>What other questions can you think of to ask about the shapes? e.g. Is it symmetrical? Does it have perpendicular or parallel sides? What kind of angles does it have? What is it called? What is the length of its perimeter? What is its area? etc.) T (class) decides which questions to answer.</p> <p style="text-align: center;">40 min</p>	<p>Individual work, monitored, helped [or part f) done with whole class]</p> <p>Drawn on BB or use enlarged copy master or OHP</p> <p>BB: <u>equal lines</u> </p> <p>Agreement, self-correcting, praising</p> <p>Extra praise if Ps did part f) correctly without help!</p> <p>If disagreement about whether a shape is concave or convex, Ps come to BB to show where 2 people could hide.</p> <p>Whole class activity</p> <p>T might point out that a) is a <u>rhombus</u> (a parallelogram with equal sides).</p> <p>Elicit that a <u>parallelogram</u> is a quadrilateral with its opposite sides parallel.</p>

Y4

Lesson Plan 51

Activity

9

PbY4a, page 51

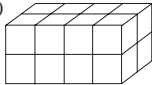



If possible, T has large models to show to class and/or Ps have own models built from unit cubes.

Q.4 Read: *How many faces, edges and vertices does each solid have? What is its volume (in unit cubes)? What is its surface area (in unit squares)?*

Deal with one part at a time. Ps count and/or calculate and write results in *Pbs*.

Review at BB with whole class. Ps come to BB or dictate to T, explaining reasoning by referring to the large model or by a calculation. Class agrees/disagrees. Mistakes discussed/corrected.

Solution:

a) 	b) 	c) 	d) 
faces: 6	faces: 6	faces: 9	faces: 8
edges: 12	edges: 12	edges: 21	edges: 18
vertices: 8	vertices: 8	vertices: 14	vertices: 12
volume: 16 cubes	volume: 8 cubes	volume: 7 cubes	volume: 6 cubes
area: 40 squares	area: 24 squares	area: 24 squares	area: 22 squares

Extension

- Are these solids convex or concave? Think of the solids as being empty boxes and imagine 2 flies buzzing around inside each shape. Could they hide from each other? T asks several Ps what they think and why. (a) and b) are convex; c) and d) are concave)
- Who can think of a name which describes all 4 solids? (polyhedrons because they are solids with many plane faces)
Elicit that a) and b) are also hexahedrons as they have 6 plane faces (i.e. a cuboid is a hexahedron) and b) is also a regular hexahedron, as its 6 faces are congruent, i.e. a cube is a regular hexahedron.

45 min

Notes


Individual work, monitored, helped

(or volume and area done with the whole class if Ps do not have own models to manipulate)


Diagram drawn on BB or use enlarged copy master or OHP

Reasoning, agreement, self-correction, praising

BB: e.g.

a) $V = 4 \times 3 \times 2 = 16$ 

$A = 4 \times 8 + 2 \times 4 = 32 + 8 = 40$ □

b) $V = 2 \times 2 \times 2 = 8$ 

$A = 6 \times 4 = 24$ □

T helps with c) and d).

Whole class discussion

Ps come to BB to show where the flies could hide.

Extra praise if Ps have remembered the names.

c) nonahedron: 9 plane faces

d) octahedron: 8 plane faces (decahedron: 10 plane faces)

Y4	R: Calculations. Sequences. Quantities C: Shapes. Properties. Convex and concave shapes E: Problems. Constructions. Nets of solids	Lesson Plan 52
Activity 1	Mental calculation Follow my instructions, do each calculation in your head and show me the result when I say. a) Start with 40 ... multiply by 7 (280) ... subtract 110 (170) ... multiply by 10 (1700) ... add 4500 (6200) ... divide by 2 (3100) ... and multiply by 3. Show me the result ... now! (9300) Ps who respond incorrectly work through the calculations again with help of class. b) I am thinking of a number. If I subtract 100 and multiply by 7, the result will be 1400. What is the number I am thinking of? Show me ... now! (300) P who responds correctly explains at BB to Ps who were wrong. BB: e.g. $(x - 100) \times 7 = 1400$, so $x = 1400 \div 7 + 100 = 200 + 100 = \underline{300}$ Check: $\underline{300} - 100 = 200$, $200 \times 7 = 1400$ ✓ <p style="text-align: right;">4 min</p>	Notes Whole class activity Less able Ps can write results of each step on slates or scrap paper. Ps nod heads when they are ready for next step. In unison Reasoning, agreement, praising Less able Ps may do calculation on slates or scrap paper or in <i>Ex. Bks.</i> Reasoning, checking, agreement, praising or $1400 \div 7 = 200$ $200 + 100 = \underline{300}$
2	Sequences T says first 3 terms of a sequence and Ps continue it, then give the rule. a) 8888, 7777, 6666, (5555, 4444, 3333, 2222, 1111, 0, -1111, -2222, ...) (Rule: - 1111) b) 25, 535, 1045, (1555, 2065, 2575, 3085, 3595, 4105, 4615, 5125, 5635, 6145, ...) (Rule: + 510) c) 16 000, 8000, 4000, (2000, 1000, 500, 250, 125, 62 and a half, 31 and a quarter, ...) (Rule: $\div 2$) d) 2, 6, 18, (54, 162, 486, 1458, 4374, ...) (Rule: $\times 3$) <p style="text-align: right;">10 min</p>	Whole class activity T chooses Ps at random. Class points out errors. At a good pace Ps may do necessary calculations on scrap paper or slates or in <i>Ex. Bks.</i> Agreement on the rules. (Ps could check large numbers with calculators.)
3	Quantities What do the quantities in a) [b), c)] measure? (capacity, mass, length) Let's change the quantities into other units. Ps come to BB to write missing values, explaining reasoning Class points out errors. BB: a) 1 litre = <input type="text" value="100"/> cl = <input type="text" value="1000"/> ml 4000 ml = <input type="text" value="400"/> cl = <input type="text" value="4"/> litres 14 litres = <input type="text" value="1400"/> cl = <input type="text" value="14 000"/> ml 8500 ml = <input type="text" value="850"/> cl = <input type="text" value="8½"/> litres b) 1 kg = <input type="text" value="1000"/> g 7000 g = <input type="text" value="7"/> kg $3\frac{1}{2}$ kg = <input type="text" value="3500"/> g 4300 g = <input type="text" value="4"/> kg <input type="text" value="300"/> g c) 1 m = <input type="text" value="100"/> cm = <input type="text" value="1000"/> mm 1 km = <input type="text" value="1000"/> m 7 m = <input type="text" value="700"/> cm = <input type="text" value="7000"/> mm 6 km = <input type="text" value="6000"/> m 2000 m = <input type="text" value="2"/> km 3800 m = <input type="text" value="3"/> km <input type="text" value="800"/> m <p style="text-align: right;">14 min</p>	Whole class activity Written on BB or use enlarged copy master or OHP At a good pace Reasoning agreement, praising Feedback for T

Y4

Lesson Plan 52

Activity

4

Nets

Ps each have a cube, a cuboid, 2 sheets of card and scissors on desks.

a) Let's draw a net for the rectangular cuboid.

Lay your cuboid on a sheet of card and draw around the face it is lying on. Now turn it over to lie on an adjacent face (without letting it slip) and draw around that face. Tick each face after you have drawn it so that you know it has been done. Continue until the whole net has been drawn.

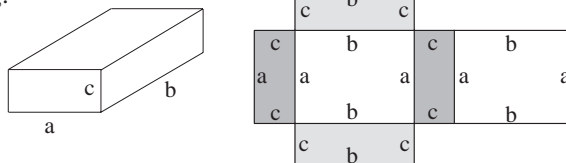
Show me your net . . . now! T does a quick check before continuing.

Ps cut out net and fold it into a cuboid, checking that it will cover the solid cuboid exactly.

- Colour the opposite faces in the same colour.
- Label parallel edges with the same letter.

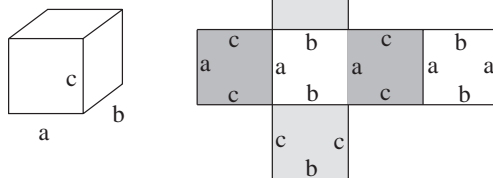
Open out your net to see what it looks like now!

BB: e.g.



b) Repeat with the cube.

BB:



23 min

Notes

Individual (or paired) work, monitored, helped, corrected

T has large models and sheets of paper for demonstration.

In unison. Ps check neighbour's nets too.

Accept any correct net.

Ps talk about the cuboid: the number of faces, edges, vertices and point out the sets of parallel and perpendicular edges and faces.

Ps find the matching feature on the nets as it is dealt with.

Are the solids (nets) convex or concave?

(Both solids are convex and both nets are concave.)

If disagreement, Ps come to BB to point out possible 'hiding' places .

5

PbY4a, page 52

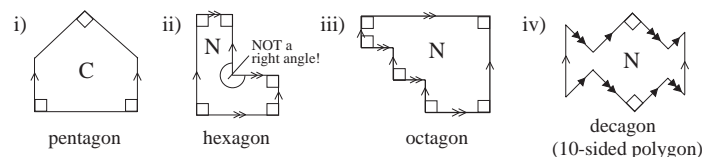
Q.1 Read: *Draw over the sets of parallel lines in the same colour. Mark the right angles.*

Write C in the shapes which are convex and N in the shapes which are not convex.

If Ps prefer, they can draw arrowheads instead of colouring. Ps can use edge of ruler or folded right angle to measure angles which they are unsure about.

Review at BB with whole class. Ps come to BB to mark the features. Class agrees/disagrees. Mistakes discussed and corrected. What are the names of the shapes?

Solution:



Individual work, monitored, helped

Drawn on BB or use enlarged copy master or OHP

Discussion, agreement, self-correction, praising

Ps could say what kind of angles the others are.

ii) Note that the obtuse angle is not a right angle, but is equal to 3 right angles.

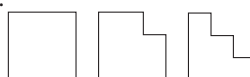
(The right angle is outside the shape!)

Drawn on BB or use enlarged copy master or OHP

Discussion, agreement. praising

Extension

The perimeters of these shapes are equal. BB: Who can explain why? Will their areas be equal too? (No) Why not?



28 min

Y4

Lesson Plan 52

Activity

6

PbY4a, page 52

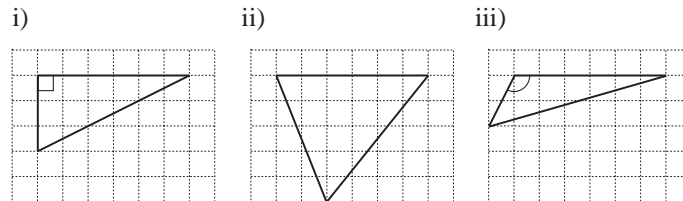
Q.2 Read: *In each diagram, one side of a polygon has been drawn.*

- a) *Complete the diagram to form a triangle which has:*
- i) *1 right angle,*
 - ii) *3 angles less than a right angle,*
 - iii) *1 angle greater than a right angle.*

Ps draw lines lightly with pencil first, so that they can be amended easily.

Review with whole class. Ps come to BB to draw their triangles. Class checks that they are correct. Who drew different triangles? Deal with all cases.

Solution: e.g.

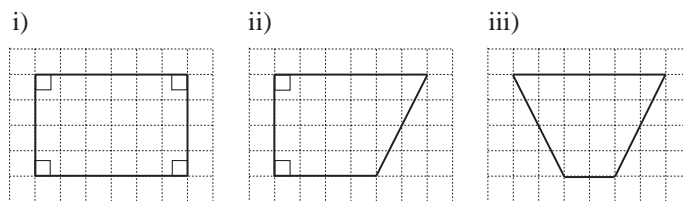


Read: b) *Complete the diagram to form a quadrilateral which has:*

- i) *4 right angles,*
- ii) *2 right angles,*
- iii) *no right angles.*

Review with whole class. Ps come to BB to draw their quadrilaterals. Class checks that they are correct. Who drew different quadrilaterals? Deal with all cases. (Several solutions are possible.)

Solution: e.g.



33 min

Notes

Individual work, monitored, helped

Use enlarged copy master or OHP

Agreement, self-correction, praising

Elicit that:

- i) is a right-angled triangle
- ii) is an acute-angled triangle
- iii) is an obtuse-angled triangle

Agreement, self-correction, praising

Where relevant, Ps identify symmetrical shapes and draw the lines of symmetry.

7

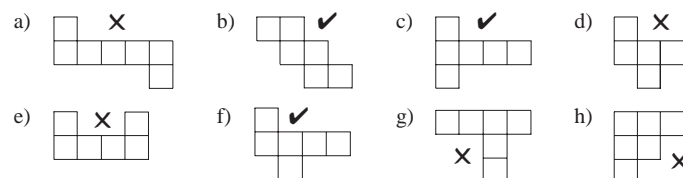
PbY4a, page 52

Q.3 Read: *Colour the nets which could be folded to make a cube.*

Review at BB with whole class. T points to each net and Ps shout 'Yes' or 'No'. If 'No', Ps explain why not.

T could have nets already prepared and folded to demonstrate in case there is disagreement.

Solution:



37 min

Individual work, monitored, helped






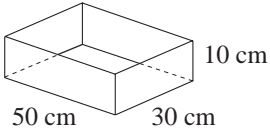
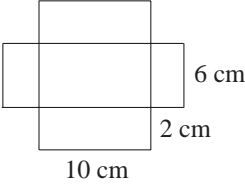
Drawn on BB or use enlarged copy master or OHP

(Ps could have cut-out nets on desks too!)

Agreement, self-correcting, praising

d) could be amended to make a possible net.

Elicit that each net is a concave polygon.

<p>Y4</p>		<p><i>Lesson Plan 52</i></p>
<p>Activity</p> <p>8</p>	<p><i>PbY4a, page 52</i></p> <p>Q.4 Read: <i>Complete these non-convex shapes so that they become convex shapes.</i></p> <p>Elicit that the shapes are <u>concave</u>. Set a time limit.</p> <p>Review at BB with whole class. Ps come to BB. Class agrees/disagrees. Accept any correct solution.</p> <p><i>Solution:</i> e.g.</p> <p>a)  b)  c)  d)  e) </p> <p style="text-align: right;"><i>41 min</i></p>	<p>Notes</p> <p>Individual work, monitored, helped</p> <p>Drawn on BB or use enlarged copy master or OHP</p> <p>Differentiation by time limit</p> <p>Ps can discuss solutions with their neighbours</p> <p>Agreement, self-correcting, praising</p>
<p>9</p>	<p>Scale</p> <p>We want to make an open box which is 1 fifth of the size of this box. T has real box to show and also a diagram with real lengths marked.</p> <p>Ps convert to scaled down lengths and come to BB to write them on net.</p> <p>Class agrees/disagrees. What is the scale? (<i>Scale: 1 cm → 5 cm</i>)</p> <p>If there is time, Ps could draw the reduced net and cut out and fold it to make a box.</p> <p>BB: e.g.</p> <p style="text-align: center;"> <u>In real life</u> <u>1 fifth of the size</u> </p> <div style="display: flex; justify-content: space-around; align-items: center;"> <div style="text-align: center;">  </div> <div style="text-align: center;">  </div> </div> <p style="text-align: right;"><i>45 min</i></p>	<p>Whole class activity</p> <p>Drawn on BB or use enlarged copy master or OHP</p> <p>(but measurements will vary according to size of real box)</p> <p>Agreement, praising</p>

Y4	<p>R: Calculations. Measures C: Shapes: parallel and perpendicular lines; convex and concave E: Problems</p>	Lesson Plan 53
Activity 1	<p>Divisibility</p> <p>T writes an addition on BB. e.g. $342 + 6\boxed{}$</p> <p>What number could we write for the missing digit so that the sum is:</p> <p>a) divisible by 5 ($342 + 6\boxed{3} = 405$ or $342 + 6\boxed{8} = 410$) b) divisible by 4 ($342 + 6\boxed{2} = 404$ or $342 + 6\boxed{6} = 408$) c) divisible by 3 ($342 + 6\boxed{0} = 402$ or $342 + 6\boxed{3} = 405$ or $342 + 6\boxed{6} = 408$ or $342 + 6\boxed{9} = 411$) d) divisible by both 5 and 4 (not possible!) e) divisible by both 5 and 3 ($342 + 6\boxed{3} = 405$) f) divisible by neither 5 nor 4 nor 3 ($342 + 6\boxed{1} = 403$ or $342 + 6\boxed{4} = 406$ or $342 + 6\boxed{5} = 407$)</p> <p style="text-align: right;">5 min</p>	<p style="text-align: center;">Notes</p> <p>Whole class activity At a good pace Ps come to BB or dictate to T Class checks that they are correct by doing the divisions. Reasoning, agreement, praising Extra praise if Ps remember that to be divisible by 5, the number must end in 0 or 5. Feedback for T</p>
2	<p>Problems</p> <p>Listen carefully, do the calculation in your head or on the back of your slates and show me the result when I say.</p> <p>a) <i>I am thinking of a number. If I add 23 to 5 times my number, the result is 373. What number am I thinking of?</i> Show me . . . now! (70) P who responds correctly explains at BB to Ps who were wrong. BB: e.g. $x \times 5 + 23 = 373$, so $x = (373 - 23) \div 5 = 350 \div 5 = \underline{70}$ Check: $\underline{70} \times 5 + 23 = 350 + 23 = 373 \checkmark$</p> <p>b) <i>If I subtract 400 from half of another number, the result is 1000. What is the number?</i> Show me . . . now! (2800) P who responds correctly explains at BB to Ps who were wrong. BB: e.g. $x \div 2 - 400 = 1000$, so $x = (1000 + 400) \times 2 = 1400 \times 2 = \underline{2800}$ Check: $\underline{2800} \div 2 - 400 = 1000 \checkmark$</p> <p style="text-align: right;">10 min</p>	<p>Whole class activity but individual calculation T repeats each question slowly to give Ps time to think and do the calculation. Responses shown on scrap paper or slates in unison. Reasoning, agreement, praising Mistakes analysed. Agree that to solve the problems, the <u>reverse</u> operations should be done in the reverse order. Checks can be done with a calculator.</p>

Y4

Lesson Plan 53

Activity

3

Which is more?

Which quantity is more and how much more?

What should we do first? (Change both sides to the same unit.) Ps come to BB to convert the units, then to fill in missing sign and to calculate the difference, explaining reasoning. Class points out errors.

BB:

- a) $5 \text{ km } 320 \text{ m}$ $\boxed{>}$ $4100 \text{ m} + 1 \text{ km } 140 \text{ m}$
80 m
- b) 3924 ml $\boxed{<}$ $2 \text{ litres } 2131 \text{ ml}$ $- \frac{4131}{3924}$
207 ml 207
- c) $75 \text{ m } 27 \text{ cm}$ $\boxed{>}$ $4010 \text{ cm} + 3 \text{ m } 80 \text{ cm}$ $- \frac{7527}{4390}$
3137 cm 3137
- d) $8300 \text{ g} - 2 \text{ kg } 400 \text{ g}$ $\boxed{=}$ $5 \text{ kg } 900 \text{ g}$ $- \frac{8300}{2400}$
5900 g 5900 g 5900
- e) $7 \text{ hours } 14 \text{ minutes}$ $\boxed{<}$ $1000 \text{ minutes} - 9 \text{ hours}$
434 min. 460 min. 26 min.

16 min

4

Compass directions

Ps have square grid on desks (or use page of squared Ex. Bks).

Which compass points are missing from this compass?

Ps dictate what T should write at each point.

Draw a dot on a grid point half-way down your page on the LHS. This is your start point. Now draw straight lines according to my instructions.

- Move N by 2 units.
 - Turn to face NE and move 2 diagonals.
What kind of turn did you make? (half a right angle to the right)
 - Turn to face E and move 3 units.
What kind of turn did you make? (half a right angle to the right)
 - Turn to face S and move 2 units.
What kind of turn did you make? (a right angle to the right)
 - Turn to face SW and move 2 diagonals.
What kind of turn did you make? (half a right angle to the right)
 - Turn to face SE and move 2 diagonals.
What kind of turn did you make? (a right angle to the left)
 - Turn to face W and move 5 units.
What kind of turn did you make? (1 and a half right angles to the right)
 - Turn to face N and move 2 units.
What kind of turn did you make? (a right angle to the right)
- What kind of shape have you drawn? (7-sided polygon or heptagon)
 - Is it convex or concave? (concave)
 - How many right angles did we turn altogether? T writes on BB, with Ps' help: BB: $\frac{1}{2} + \frac{1}{2} + 1 + \frac{1}{2} - 1 + 1 \frac{1}{2} + 1 = 4$ (right angles)

Who can think of other questions to ask about it? (e.g. Which lines are parallel /perpendicular? What is its perimeter (area)? etc.)

23 min

Notes

Whole class activity

Written on BB or use enlarged copy master or OHP

At a good pace

Ps can do necessary calculations on scrap paper or slates or in Ex. Bks.

Reasoning, agreement, praising

Feedback for T

BB: $1000 - 9 \times 60$
 $= 1000 - 540$
 $= 460 \text{ (min)}$

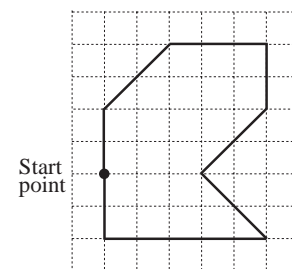
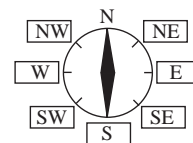
Whole class activity but individual drawing of shape

Compass and grid drawn on BB or use enlarged copy master or OHP

A also works on BB (hidden from rest of class).

A, show us what you drew. Who drew the same? etc. Mistakes corrected.

BB:



Discussion about the shape.

BB: heptagon

Elicit that turning to the right is like adding and turning to the left is like subtracting.

Agreement, praising

<h1>Y4</h1>		<p>Lesson Plan 53</p>
<p>Activity</p> <p>5</p>	<p><i>PbY4a, page 53</i></p> <p>Q.1 Read: <i>List the letters of the shapes for which each statement is true.</i></p> <p>Set a time limit. Ps read statements themselves then list the relevant letters. Ps have rulers and/or folded right angles to help them.</p> <p>Review at BB with whole class. Ps come to BB or dictate to T. Class agrees/disagrees. Mistakes discussed and corrected.</p> <p><i>Solution:</i></p> <p>a) <i>It has 2 sides which are equal in length.</i> (B, C, D, E, F, I, J, K)</p> <p>b) <i>All its sides are equal.</i> (E, J, K)</p> <p>c) <i>Its opposite sides are equal.</i> (B, E, I, J, K)</p> <p>d) <i>It has a pair of perpendicular sides.</i> (A, C, E, G, H, I, K)</p> <p>e) <i>It has a pair of parallel sides.</i> (B, E, F, H, I, J, K)</p> <p>f) <i>It is symmetrical.</i> (C, D, E, F, I, J, K)</p> <p>g) <i>There is a right angle at every vertex.</i> (E, I, K)</p> <p>h) <i>Opposite sides are parallel to each other.</i> (B, E, I, J, K)</p> <p>What word would describe all the shapes? (quadrilaterals,)</p> <p style="text-align: right;">30 min</p>	<p>Notes</p> <p>Individual work, monitored, helped</p> <p>Drawn on BB or use enlarged copy master or OHP</p> <p>Differentiation by time limit.</p> <p>Ps (T) mark the features on diagrams on BB as they are dealt with.</p> <p>Agreement, self-correction, praising</p> <p>At a good pace</p> <p>Ps might tell other names they know, e.g.</p> <p>square (E, K); rectangle (E, K, I) parallelogram (B, J) [E, I, K] rhombus (J) [and E, K]</p>
<p>6</p> <p>Extension</p>	<p><i>PbY4a, page 53</i></p> <p>Q.2 Read: <i>List the statements in Question 1 which are true for all</i></p> <p>a) <i>rectangles</i> b) <i>squares.</i></p> <p>Review at BB with whole class. Ps dictate to T. Mistakes discussed and corrected.</p> <p><i>Solution:</i></p> <p>a) rectangles: all except b) b) squares: all of them</p> <p>Who can describe a rectangle (square) in one sentence? e.g.</p> <p>'A rectangle is a parallelogram with adjacent sides perpendicular.' (or 'with 4 right angles').</p> <p>'A square is a rectangle with equal sides.'</p> <p style="text-align: right;">34 min</p>	<p>Individual work, monitored, helped</p> <p>Discussion, reasoning, agreement, self-correction, praising</p> <p>Ask several Ps what they think.</p> <p>Praising, encouragement only</p>
<p>7</p>	<p><i>PbY4a, page 53</i></p> <p>Q.3 Read: <i>Write the letters of the quadrilaterals in Question 1 in the correct set.</i></p> <p>Deal with one part at a time. Review meaning of each set first. Review at BB with whole class. Ps come to BB or dictate to T. Class agrees/disagrees. Mistakes discussed and corrected.</p> <p><i>Solution:</i></p> <div style="display: flex; justify-content: space-around;"> <div data-bbox="379 1832 703 2078"> <p>a)</p> </div> <div data-bbox="735 1832 1059 2078"> <p>b)</p> </div> </div> <p style="text-align: right;">40 min</p>	<p>Individual work, monitored, helped</p> <p>Drawn on BB or use enlarged copy master or OHP</p> <p>Reasoning, agreement, self-correcting, praising</p> <p>Extension</p> <p>Tell me true (false) statements about the shapes. e.g.</p> <p>'Each quadrilateral has 2 pairs of parallel sides.' (F)</p> <p>'There is a quadrilateral which has 2 pairs of parallel sides and no right angles.' (T)</p>

Y4

Lesson Plan 53

Activity

8

Missing faces

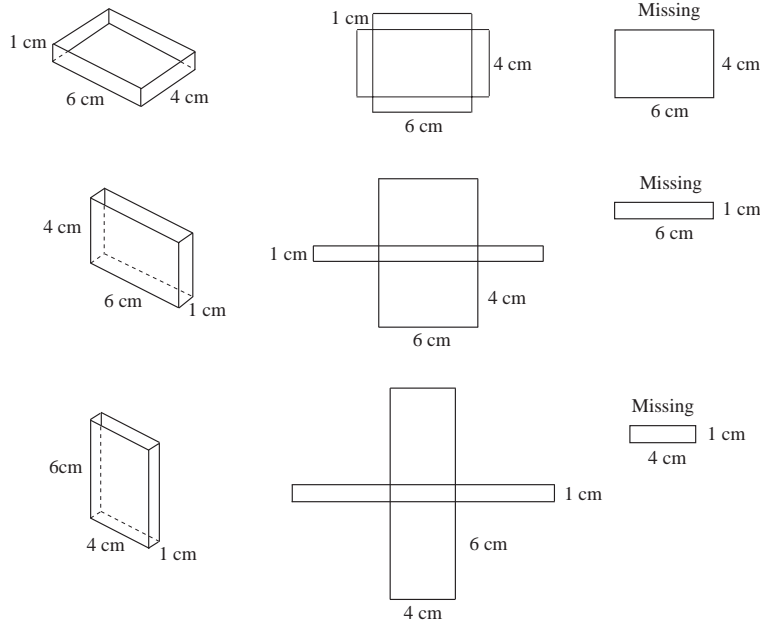
The edges of a cuboid-shaped box are 6 cm, 4 cm and 1 cm long. The box is open and has no top. What could be the lengths of the missing face?

T asks several Ps what they think. (6 cm by 4 cm, 6 cm by 1 cm or 4 cm by 1 cm) Let's show them in a diagram.

What could the box look like? Ps come to BB or dictate to T what to draw. Draw the 3 different nets in your *Ex. Bks* to exactly the right size.

Ps might like to continue at home if there is not enough time.

BB:



45 min

Notes

Whole class activity

Discussion involving several Ps. Agreement, praising

Rough diagrams drawn on BB or T could use enlarged copy master or OHP and uncover each case as it is found.

If completed at home, T reviews before *Lesson 54*.

Y4	R: Calculations C: Shapes: properties, angles E: <i>Problems</i>	<i>Lesson Plan</i> 54
Activity	Notes	
1	Mental calculation a) T says an addition. Ps say sum. e.g. $45 + 29$, $23 + 96$, $842 + 199$, $3005 + 573$, $5400 + 2800$, etc. b) T says a subtraction. Ps say difference. e.g. $76 - 19$, $728 - 34$, $954 - 260$, $4300 - 700$, $6834 - 1004$, etc. c) T says a multiplication. Ps say product. e.g. 600×8 , 12×5 , 4100×2 , 35×60 , 7×220 , etc. d) T says a division. Ps say quotient. e.g. $350 \div 5$, $48 \div 4$, $720 \div 9$, $3600 \div 40$, $4218 \div 6$, etc. <p style="text-align: right;"><i>5 min</i></p>	Whole class activity At speed in order round class. If a P makes a mistake the next P corrects it Agreement, praising In good humour! If problems, write operation on BB. Ps may think of operations too!
2	Secret number I am thinking of a number between 1 and 10 000. You must ask me questions to find what it is but I can answer only Yes or No. e.g. <u>3817</u> Does it have more than 2 digits? (Yes) Is it more than 1000? (Yes) Is it less than 5000? (Yes) Is it more than 2500? (Yes) Is its thousands digit 3? (Yes) Is it more than 3500? (Yes) Is it less than 3750? (No) Is its hundreds digit odd? (No) Is it less than 3850? (Yes) Is its tens digit even? (No) Is its tens digit more than 1? (No) Is it divisible by 5? (No) Is it more than 3816? (Yes) Is its less than 3819? (yes) Is its units digit odd? (Yes) It is 3817! (Yes) If time, a P thinks of a number and answers questions (with T's or another P's help if necessary). <p style="text-align: right;"><i>10 min</i></p>	Whole class activity Encourage logical questioning and keep in mind clues already given. Ps could make notes on scrap paper or slates or in <i>Ex.Bks.</i> A P (T) could track of important clues on BB, e.g. $1000 < x < 5000$ $2500 < x < 5000$ $3750 < x < 3850$ $3816 < x < 3819$ Extra praise for clever questions.
3	Time T has a large real or model clock. Ps have model clocks on desks too. Set your hour and minute hands to point to 12 o'clock. a) Turn the minute hand by 1 right angle to the right. To which number is it pointing? (3) How many minutes has it passed? (15 min) b) Now turn the minute hand back to 12. Through how many right angles will the minute hand turn after 30 minutes? (2 right angles). To which number will the minute hand be pointing? (6) c) Now turn the minute hand back to 12. Through how many right angles would the minute hand have turned if it is now pointing to 9? (3 right angles) How much time has passed? (45 min) d) Now turn the minute hand back to 12. How many minutes could have gone by if the minute hand turns by less than a right angle? (Accept actual minutes but agree after discussion that it could be more than 0 minutes but less than 15 minutes). How could we write it mathematically? Ps dictate to T. <p style="text-align: right;"><i>15 min</i></p>	Whole class activity Use copy master from <i>Y2 Lesson Plan 103/1</i> Ps respond by showing clocks or writing on slates and showing in unison on command. Elicit that: BB: 1 quarter of a turn = 1 r. a. half a turn = 2 r. a. 3 quarters of a turn = 3 r. a. 1 whole turn = 4 r. a. BB: $0 < t < 15$ (mi.)

Y4

Lesson Plan 54

Activity

4

Properties of a rectangle and a square

Ps each have square and rectangular-shaped pieces of paper on desks.

a) Pick up this sheet (□). Who can tell me something about it? e.g.

- It has 4 sides, 4 vertices and 4 angles, so it is a quadrilateral.
- Its opposite sides are parallel and equal to each other, so it is also a parallelogram.
- Its adjacent sides are perpendicular to each other, so its 4 angles are right angles.
- It is a rectangle.

T: Fold your paper in half so that one pair of opposite sides meet exactly. Now unfold it. Repeat for the other pair of opposite sides. Unfold it again. What can you tell me?

- A rectangle has 2 lines of symmetry (or mirror lines).

T: How many diagonals does it have? Draw them in.



- A rectangle has 2 diagonals.

Are the diagonals lines of symmetry too? (No, because if it is folded along the diagonals, the edges do not meet exactly.)

T: What kind of angles do the diagonals make? (2 equal acute angles and 2 equal obtuse angles)

T: If you draw only one diagonal, what shapes does it make? (2 congruent right-angled triangles) Ps can cut them to confirm.

If you draw both diagonals, what shapes do they make? (4 triangles, opposite triangles are congruent.)

What else do you notice about each triangle? (The 2 sides formed by the diagonals are equal in length.)

T tells class that a triangle with 2 equal sides is called an isosceles triangle.

b) Pick up this sheet (□). Who can tell me something about it? e.g.

- It has 4 sides, 4 vertices and 4 angles. It is a quadrilateral.
- Its opposite sides are parallel and equal to each other, so it is also a parallelogram.
- Its adjacent sides are perpendicular to each other so its 4 angles are right angles so it is also a rectangle.
- All its 4 sides are equal, so it is a square.

T: Fold your paper in half in different ways, so that opposite sides meet exactly. Now unfold it. What can you tell me?

- A square has 4 lines of symmetry (or mirror lines) and 2 of them are its diagonals. Draw over the diagonals.

T: What kind of angles do the diagonals make? (4 right angles)

What else can you tell me about the diagonals? (The diagonals are perpendicular and equal to each other.)

T: If you draw only one diagonal, what shapes does it make? (2 congruent, right-angled, isosceles triangles)

If you draw both diagonals, what shapes do they make? (4 congruent, isosceles, right-angled triangles)

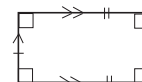
Notes

Whole class activity

Ps should have 2 or 3 of each shape so that they can be folded or drawn on in different ways.

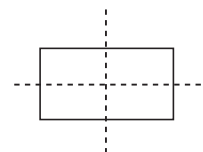
T prompts Ps if necessary.

BB:

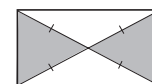
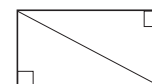


T demonstrates if necessary

BB:



Discussion, demonstration, agreement, praising



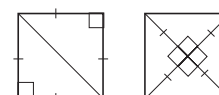
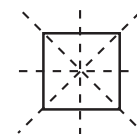
isosceles triangle: 2 equal sides

Involve as many different Ps as possible.

BB:



T demonstrates if necessary.



25 min

Y4

Lesson Plan 54

Activity

5

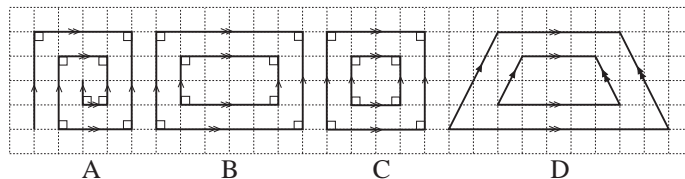
PbY4a, page 54

Q.1 Read: *Draw over the parallel lines in the same colour. Mark the right angles.*

Ps can show parallel lines with arrowheads if they prefer.

Review with whole class. Ps come to BB to mark the features. Class agrees/disagrees. Mistakes corrected

Solution:



Extension

Let's label the shapes A, B, C, and D. What can you tell me about each shape? T asks several Ps. Class agrees/disagrees. e.g.

A is a line made up of straight segments (It is not a polygon.)

B is made up of 2 rectangles. They are not similar because they are not in proportion to one another. (One side of the bigger rectangle is twice as long and the other side is 1 and a half times as long as the matching sides on the smaller rectangle.)

C is made up of 2 similar squares. The inner square is half the size of the outer square.

D is made up of 2 quadrilaterals. They are not similar because they are not in proportion to one another. (Two sides of the smaller shape are half as long, another is 3 fifths as long and the fourth is 5 ninths as long as the matching sides on the bigger shape.) They each have 1 pair of parallel sides and 1 pair of equal sides.

28 min

Notes

Individual work, monitored, helped

Drawn on BB or use enlarged copy master or OHP

Discussion, agreement, self-correcting, praising

Whole class discussion

Ps come to BB to point and explain.

Praise all positive contributions.

Ps explain why shapes in B and D are not similar and shapes in C are similar.

T tells Ps that a quadrilateral with only 1 pair of parallel sides is called a trapezium

6

PbY4a, page 54

Q.2 Read: *We labelled the vertices of this pentagon with letters and marked the angles.*

At which vertex is there:

- a right angle
- an angle smaller than a right angle
- an angle greater than a right angle?

Ps use edge of ruler or folded right angles to measure the angles.

Ps answer by writing initial letters of vertices.

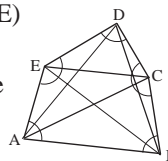
Review at BB with whole class. Ps dictate to T. Class agrees/disagrees. Mistakes checked again and corrected.

Solution: a) D b) A and B c) C and E

Extension

- Let's draw all the diagonals. How many did you draw? (5) Tell me their names. (AD, AC, BE, BD, CE)

T explains that, e.g. AB, means the line joining point A to point B, AC means the line joining point A to point C, etc.



- If we want to name an angle, we say, e.g. 'angle A', or 'angle EAB', which also names the two lines, EA and AB, that make up the angle at A.

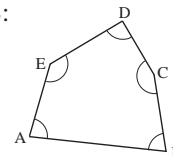
Ps practise naming angles and pointing to them on the diagram.

33 min

Individual work, monitored, helped

Drawn on BB or use enlarged copy master or OHP

BB:



Agreement, self-correcting, praising

Individual work, monitored Agreement, praising

T shows convention for naming lines and angles.

'angle A' is fine if there is only one angle at A, as in diagram above, but if there are two or more, then the lines should be named too to avoid confusion.

Y4

Lesson Plan 54

Activity

7

PbY4a, page 54

Q.3 Read: *Measure the sides of each rectangle. Calculate its perimeter and area.*

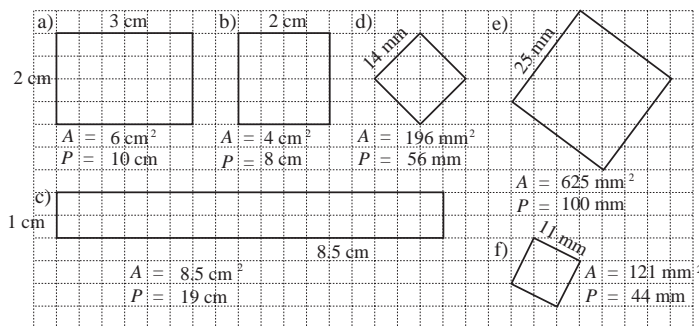
Elicit that only 2 measurements are needed for the rectangles and only 1 is needed for the square. Ps can measure in cm or mm or by counting the grid squares (for less able Ps).

Necessary calculations can be done in *Ex. Bks.*

Set parts a), b) and c), then review. Confirm the calculations needed for the area and perimeter of a rectangle and square. (BB)

Then deal with one at a time. Review at BB with whole class. Ps come to BB or dictate to T, explaining reasoning. Mistakes discussed and corrected. Difficult calculations shown in detail on BB.

Solution: e.g.



Details: e.g.

$$d) A = 14 \times 14 = 14 \times 10 + 14 \times 4 = 140 + 56 = \underline{196} \text{ (mm}^2\text{)}$$

$$P = 4 \times 14 = 40 + 16 = \underline{56} \text{ (mm)}$$

$$e) A = 25 \times 25 = 25 \times 20 + 25 \times 5 = 250 \times 2 + 25 \times 5$$

$$= 500 + 125 = \underline{625} \text{ (mm}^2\text{)}$$

$$P = 4 \times 25 = 80 + 20 = \underline{100} \text{ (mm)}$$

$$f) A = 11 \times 11 = 11 \times 10 + 11 \times 1 = 110 + 11 = \underline{121} \text{ (mm}^2\text{)}$$

$$P = 4 \times 11 = 40 + 4 = \underline{44} \text{ (mm)}$$

40 min

8

PbY4a, page 54

Q.4 Read: *The diagram shows the net of an open box drawn to a smaller scale.*

- What shape was the box?
- How long were the edges of the box if 1 mm on the diagram means 1 cm in real life? Write them on the diagram.
- Draw the rectangle which is missing if the box had been covered.

Deal with one part at a time, or set a time limit. Review at BB with whole class. Ps come to BB or dictate to T, explaining reasoning. Mistakes discussed and corrected.

Solution:

- cuboid (with one face missing)
- and c) as opposite.

T could have real box already prepared to show to class.

45 min

Notes

Individual (or paired) work, monitored, helped

Or parts a), b) and c) as individual work, reviewed; parts d), e) and f) as whole class activity

Drawn on BB or use enlarged copy master for demonstration only!

Reasoning, agreement, self-correction, praising

BB:

Rectangle

$A = \text{length} \times \text{width}$

$P = 2 \times \text{length} + 2 \times \text{width}$

Square

$A = \text{length} \times \text{length}$

$P = 4 \times \text{length}$

Or area:

a) $A = 24$ grid squares

b) $A = 16$ grid squares

c) $A = 34$ grid squares

d) $A = 8$ grid squares

e) $A = 25$ grid squares

f) $A = 5$ grid squares

$$\text{BB: } 25 \times 5 = 100 + 25 = \underline{125}$$

Praising, encouragement only

Extra praise if Ps remember short short way of writing cm and mm squares: cm^2 , mm^2

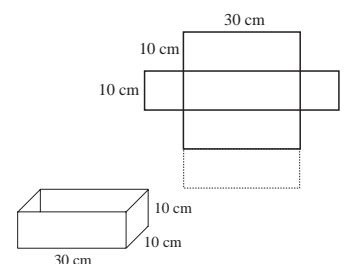
Individual work, monitored, helped

(or whole class activity)

Net drawn on BB or OHT

Agreement, self-correcting, praising

BB: Scale: 1 mm \rightarrow 1 cm



Y4

Lesson Plan 55

Activity

Tables and calculation practice, revision of geometric terms, activities, consolidation

PbY4a, page 55

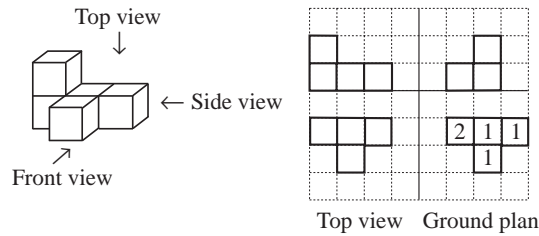
Solutions:

Q.1	<u>On diagram</u>	<u>In real life</u>
length:	20 mm	40 cm
width:	15 mm	30 cm
height:	10 mm	20 cm

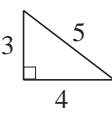
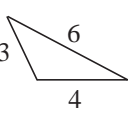
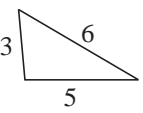
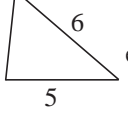
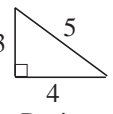
Q.2 Missing face: 4 cm by 3 cm, 4 cm by 2 cm or 3 cm by 2 cm

Q.3	$10 \times 300 = 3000$	$0 \times 1600 = 0$	$40 \times 40 = 1600$
	$90 \times 30 = 2700$	$1500 \div 30 = 50$	$1970 \div 10 = 197$
	$500 \times 50 = 25\ 000$	$90 \div 2 = 45$	$100\ 000 \div 200 = 500$
	$300 \times 80 = 24\ 000$	$1000 \div 5 = 200$	$1900 \div 1900 = 1$
	$1000 \times 11 = 11\ 000$	$660 \div 6 = 110$	$20\ 000 \div 5000 = 4$
	$1000 \times 54 = 54\ 000$	$4900 \div 7 = 700$	$2000 \div 200 = 10$
	$25 \times 2000 = 50\ 000$	$8600 \div 200 = 43$	$2000 \div 500 = 4$

Q.4



Notes

<h1>Y4</h1>	<p>R: Calculation C: Shapes: similarity and congruence E: Problems</p>	<h2 style="text-align: center;">Lesson Plan 56</h2>																																	
<p>Activity 1</p>	<p>Table 1 Study this table. Think about what the rule could be. Agree on one form of rule (e.g. sum of top and middle rows equals bottom row). Ps come to BB to choose a column and fill in the missing number. Necessary calculations can be done in <i>Ex. Bks</i> first, or at side of BB. Class points out errors. Who can write the rule in a mathematical way? Who agrees? Who can think of another way to write it? etc. BB:</p> <table border="1" style="margin-left: 20px;"> <tr> <td><i>a</i></td><td>1234</td><td>432</td><td>7200</td><td>3100</td><td>2617</td><td>4052</td><td>4231</td><td>3677</td></tr> <tr> <td><i>b</i></td><td>4321</td><td>8600</td><td>2800</td><td>4900</td><td>3333</td><td>1796</td><td>4231</td><td>3030</td></tr> <tr> <td><i>c</i></td><td>5555</td><td>9032</td><td>10 000</td><td>8000</td><td>5950</td><td>5848</td><td>8462</td><td>6707</td></tr> </table> <p style="margin-left: 20px;"><i>Rule:</i> $c = a + b$ $b = c - a$ $a = c - b$</p> <p style="text-align: right;"><i>5 min</i></p>	<i>a</i>	1234	432	7200	3100	2617	4052	4231	3677	<i>b</i>	4321	8600	2800	4900	3333	1796	4231	3030	<i>c</i>	5555	9032	10 000	8000	5950	5848	8462	6707	<p style="text-align: center;">Notes</p> <p>Whole class activity Drawn on BB or use enlarged copy master or OHP At a good pace Reasoning, agreement, praising Bold numbers are missing. Feedback for T</p>						
<i>a</i>	1234	432	7200	3100	2617	4052	4231	3677																											
<i>b</i>	4321	8600	2800	4900	3333	1796	4231	3030																											
<i>c</i>	5555	9032	10 000	8000	5950	5848	8462	6707																											
<p>2</p>	<p>Table 2 Study this table. Think about what the rule could be. Agree on one form of rule (e.g. product of top and middle rows equals bottom row). Ps come to BB to choose a column and fill in the missing number. Necessary calculations can be done in <i>Ex. Bks</i> first, or at side of BB. Class points out errors. Who can write the rule in a mathematical way? Who agrees? Who can think of another way to write it? etc. BB:</p> <table border="1" style="margin-left: 20px;"> <tr> <td><i>x</i></td><td>3142</td><td>40</td><td>0</td><td>300</td><td>140</td><td>500</td><td>3615</td><td>60</td><td>1600</td><td>5420</td></tr> <tr> <td><i>y</i></td><td>3</td><td>70</td><td>5148</td><td>8</td><td>20</td><td>7</td><td>2</td><td>90</td><td>3</td><td>1</td></tr> <tr> <td><i>z</i></td><td>9426</td><td>2800</td><td>0</td><td>2400</td><td>2800</td><td>3500</td><td>7230</td><td>5400</td><td>4800</td><td>5420</td></tr> </table> <p style="margin-left: 20px;"><i>Rule:</i> $x \times y = z$ $x = z \div y$ $y = z \div x$</p> <p style="text-align: right;"><i>10 min</i></p>	<i>x</i>	3142	40	0	300	140	500	3615	60	1600	5420	<i>y</i>	3	70	5148	8	20	7	2	90	3	1	<i>z</i>	9426	2800	0	2400	2800	3500	7230	5400	4800	5420	<p>Whole class activity Drawn on BB or use enlarged copy master or OHP At a good pace Reasoning, agreement, praising Bold numbers are missing. Feedback for T</p>
<i>x</i>	3142	40	0	300	140	500	3615	60	1600	5420																									
<i>y</i>	3	70	5148	8	20	7	2	90	3	1																									
<i>z</i>	9426	2800	0	2400	2800	3500	7230	5400	4800	5420																									
<p>3</p>	<p>Triangles Ps have 2 cm, 3 cm, 4 cm, 5 cm, 6 cm and 7 cm long straws on desks (if possible with corner brackets to fix the straws in place) We are going to make some triangles using the straws as the sides. Listen carefully to my instructions! a) Make a triangle from a 3 cm, a 4 cm and a 5 cm straw. What can you say about it? (It is a right-angled triangle) b) Make <u>different</u> triangles from the 3 cm, 4 cm, 5 cm and 6 cm straws but do not use more than one straw of each length. What can you tell me about them? (right-angled, acute-angled, obtuse angled triangles) BB:</p> <div style="display: flex; align-items: center; gap: 20px;">     etc. </div> <p>Ps might notice that, e.g. 3, 4, 5 and 4, 3, 5 sides give <u>congruent</u> triangles (i.e. they cover each other exactly). Elicit that the order of the sides does not matter. Any order will give a congruent triangle, as long as the same lengths are used. Who remembers what the sign for 'congruent' is? P comes to BB.</p>	<p>Paired work, but whole class kept together. If possible, different coloured straws for different lengths Monitored, helped, corrected BB:  T allows Ps time to form various triangles, then shows copy master or drawings of some possible triangles. Discussion on the types of triangles, agreement, praising T demonstrates congruency with prepared models if no P has noticed it. BB: \cong means 'congruent'</p>																																	

Y4

Lesson Plan 56

Activity

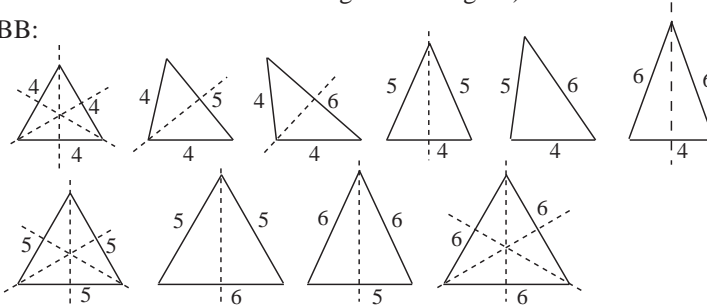
3

(Continued)

c) Make different triangles with 4 cm, 5 cm or 6 cm straws but this time you can use as many of each type as you wish. Look out for symmetrical triangles while you are doing it. Try to do it logically!

Ps come to BB to draw round their triangles and T completes the list if Ps did not find each of the 10 different possibilities. (Class makes sure that there are no congruent triangles.)

BB:



Which of them are symmetrical? Ps come to BB to point and draw the lines of symmetry. Class agrees/disagrees.

Extension

Now make a triangle with a 2 cm, a 5 cm and a 7 cm straw. What does it look like? (It is impossible!) Why? (To make a triangle the sum of two of the sides must be greater than the 3rd side.)

20 min

Notes

Paired work, monitored

Set a time limit

Ps make as many triangles as they can in the time given.

Or have BB already prepared or use enlarged copy master or OHP and Ps come to BB to tick the triangles that they have made.

Discussion, agreement, praising

Ps could point out isosceles (2 equal sides) and equilateral (3 equal sides) triangles.

Agree that each line of symmetry (or mirror line) divides the triangle into two equal parts.

In good humour!

Extra praise if Ps can explain.

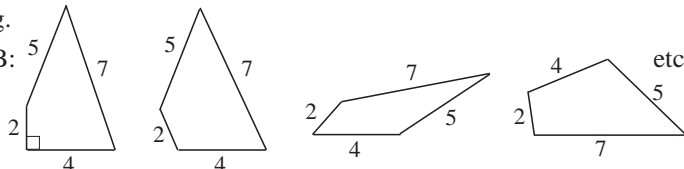
4

Quadrilaterals

a) Make different quadrilaterals from the 2 cm, 4 cm, 5 cm, 6 cm and 7 cm straws but do not use more than one straw of each length.

e.g.

BB:

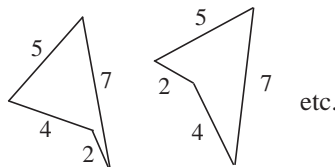


Agree that many different quadrilaterals can be formed. Are those on the BB convex or concave? (Convex)

b) Let's see if you can make some concave quadrilaterals from the straws, again using not more than one of each type.

Ps come to BB to draw round their shapes. Class agrees/disagrees that they are concave. Ps show where 2 people could hide from each other.

e.g. BB:



c) This time, make a convex polygon from any of the straws. T might ask some Ps to show their polygons to the class and talk about them. (e.g. type of polygon, number of sides, type of angles, length of perimeter, etc.)

Repeat for concave polygons.

25 min

Paired work, monitored

T allows Ps time to form various quadrilaterals, then shows copy master or drawings of some possibilities.

Discussion on the types of angles in each

Agreement, praising

Set a time limit

Agreement, praising

Demonstration, agreement, praising

Y4

Lesson Plan 56

Activity

5

PbY4a, page 56

Q.1 Read: *List the similar shapes.*

What word would describe all these shapes? (polygons)

What does 'similar' mean? (The same shape – but can be a different size.) What sign do we use for 'similar to'? (~)

Ps first study the shapes and then list them or colour similar shapes in the same colour (less able Ps).

Review at BB with whole class. Ps come to BB or dictate to T.

BB: $A \sim E \sim F \sim K$, $B \sim D \sim H \sim J \sim L$, $C \sim G \sim I$

Ps might notice that A and E, and B and D, are also congruent (i.e. can cover each other exactly) Elicit sign for 'congruent to'.

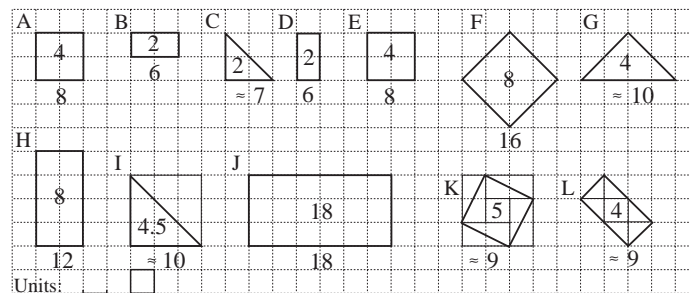
Read: *Write the area inside each shape and the length of the perimeter below.*

Elicit that the area is measured in grid squares and the perimeter in grid units. Do the areas first, then the perimeters.

Ps come to BB to count and write only numerical values inside and below each shape but say the units. Class agrees/disagrees.

In the difficult shapes, T helps with counting half grid squares for the area and approximating the lengths of slanting sides for the perimeter. (2 diagonals \approx 3 units, so, e.g. in G: $P \approx 10$)

Solution:



32 min

Notes

Individual work, monitored, helped

Drawn on BB or use enlarged copy master or OHP

BB: ~ means 'similar to'

Discussion, agreement, self-correction, praising

BB: $A \cong E$, $B \cong D$

Whole class activity

At a good pace

Ps can work in *Pbs* at the same time.

Discussion, agreement, praising

Or Ps might suggest measuring the 'difficult' perimeters with thread and then holding the thread along a grid line to count how many units long it is.

Extra praise if Ps suggest such creative strategies!

Elicit that C, G and I are right-angled, isosceles triangles.

Ps mark the right angles and the 2 equal sides.

6

PbY4a, page 56

Q.2 Read: a) *Draw shapes using 4 unit shapes*

b) *Draw shapes using 9 unit shapes.*

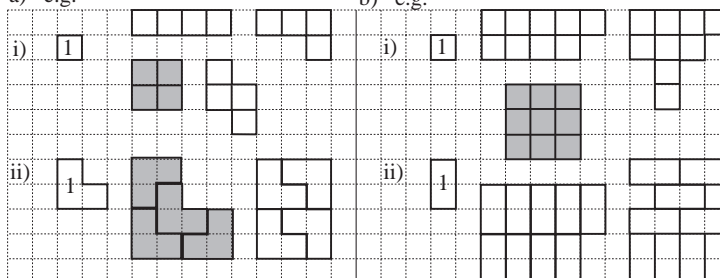
Deal with one part at a time. T explains task. Make sure that Ps realise that in each part, the unit is the given shape with the '1' inside, not the grid squares.)

Review at BB with whole class. T chooses Ps to show their shapes. Class makes sure that it is made up of the required number of units.

Possible solution: (shapes similar to original unit are shaded)

a) e.g.

b) e.g.



38 min

Individual work, monitored, helped, corrected

Drawn on BB or use enlarged copy master or OHP

Ps could have sheets of 5 mm squared paper on desks in case they need more grid space.

Discussion, agreement, self-correcting, praising

If no P has drawn a shape similar to the original unit, T asks Ps to draw one on BB.

Extension

Which shapes are symmetrical? Where would you draw the line of symmetry?

Y4

Lesson Plan 56

Activity

7

PbY4a, page 56

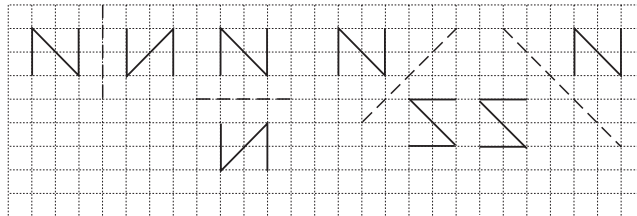
Q.3 a) Read: *Reflect the letter N in the given axis (mirror line).*

What does reflect mean? Imagine that the slashed line is a mirror. What would you see if you looked in the mirror? (A reflection or mirror image). Elicit that each point on the reflection must be the same distance away from the mirror line as the corresponding point on the original image.

Let's see if you can draw the reflections without a mirror to help you!

Review at BB with whole class. Ps come to BB to draw the reflections. Class points out errors. Mistakes discussed and corrected.

Solution:



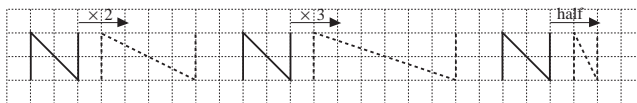
b) Read: *Stretch the letter N in the direction shown by the arrow.*

What does 'stretch' mean? What does $\times 2$, $\times 3$, etc. mean? T could demonstrate using printed elasticated material.

Imagine that the letter N has been drawn on elastic material and you are pulling it in the direction of the arrow. Let's see if you can draw what it would look like.

Review at BB with whole class. Ps come to BB to draw their solutions. Class points out errors. Mistakes discussed and corrected.

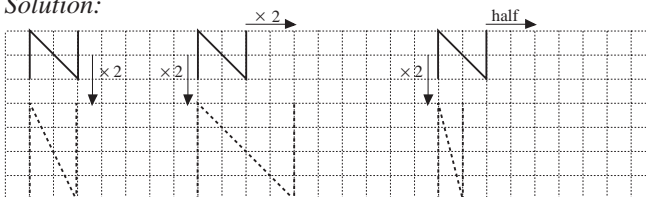
Solution:



Extensions

1. What about if we stretched the letter N in two directions at once? Ps come to BB to draw the stretched images. Class agrees/disagrees.

Solution:



2. Is the letter N symmetrical? (It does not have line symmetry but it does have rotational symmetry.) T (Ps) demonstrate by pinning a letter N to BB and rotating it. It covers itself exactly 2 times in one complete turn, so we say that it has rotational symmetry of order 2.

Notes

Whole class discussion to start revising what 'reflect' means.

Let Ps try to explain first.

Drawn on BB or use enlarged copy master or OHP

Individual work, monitored, helped (corrected)

Agreement, self-correction, praising

Elicit that points of the image nearest (furthest away from) the mirror are also nearest (furthest away from) the mirror in the reflection

Discussion on meaning of 'stretch'. Demonstration with various materials.

Let Ps try to explain first.

Drawn on BB or use enlarged copy master or OHP

Do first stretched image on BB with whole class if necessary.

Agreement, self-correcting, praising

Whole class activity

Drawn on BB or use enlarged copy master or OHP

At a good pace

Agreement, praising

Whole class discussion

T has letter N already prepared.

Praising if Ps remember the concept from Y2.

<h1>Y4</h1>	R: Calculations. Quantities C: Similarity and congruence. Reflection. Symmetry E: Problems	<h2>Lesson Plan 57</h2>																																				
<p>Activity</p> <p>1</p> <p>Extension</p>	<p>Table 1</p> <p>Study this table. Think about what the rule could be. Agree on one form of rule in words (e.g. top row equals 4 times the bottom row). Revise relationship between the units of length. (BB) Ps come to BB to choose a column and fill in the missing number, explaining reasoning. Accept any correct unit of length. Class points out errors. Who can write the rule in a mathematical way? Who agrees? Who can think of another way to write it? etc.</p> <p>BB:</p> <table border="1" style="width: 100%; text-align: center;"> <tr> <td></td> <td>(127 cm)</td> <td>(42 cm)</td> <td></td> <td>(1540 cm)</td> <td>(70 cm)</td> <td></td> <td>(25 cm)</td> <td>(half a m)</td> </tr> <tr> <td><i>a</i></td> <td>1 m 27 cm</td> <td>420 mm</td> <td>5 km</td> <td>15 m 40 cm</td> <td>700 mm</td> <td>1700 km</td> <td>1 quarter of a metre</td> <td>50 cm</td> </tr> <tr> <td><i>b</i></td> <td>5 m 8 cm</td> <td>1680 mm</td> <td>20 km</td> <td>61 m 60 cm</td> <td>2800 mm</td> <td>6800 km</td> <td>1 metre</td> <td>200 cm</td> </tr> <tr> <td></td> <td>(508 cm)</td> <td>(168 cm)</td> <td></td> <td>(6160 cm)</td> <td>(280 cm)</td> <td></td> <td>(100 cm)</td> <td>(2 m)</td> </tr> </table> <p>$a = b \div 4$, $b = 4 \times a$, $b \div a = 4$, $a \div b = 1$ quarter</p> <p>T points to a quantity, Ps change it to different units.</p> <p>Everyone stand up! Hold your hands 1 m (100 cm, 50 cm, 10 cm, 1 cm, 1 mm) apart . . . now! T walks round, quickly checking and correcting Ps measures with prepared strips of card or a ruler</p> <p style="text-align: right;">5 min</p>		(127 cm)	(42 cm)		(1540 cm)	(70 cm)		(25 cm)	(half a m)	<i>a</i>	1 m 27 cm	420 mm	5 km	15 m 40 cm	700 mm	1700 km	1 quarter of a metre	50 cm	<i>b</i>	5 m 8 cm	1680 mm	20 km	61 m 60 cm	2800 mm	6800 km	1 metre	200 cm		(508 cm)	(168 cm)		(6160 cm)	(280 cm)		(100 cm)	(2 m)	<p>Notes</p> <p>Whole class activity</p> <p>Drawn on BB or use enlarged copy master or OHP</p> <p>BB: 1 km = 1000 m 1 m = 100 cm = 1000 mm 1 cm = 10 mm</p> <p>At a good pace</p> <p>Reasoning (converting some quantities to a more suitable unit) agreement, praising</p> <p>Discussion, agreement on the rule.</p> <p>At speed. Agreement, praising</p> <p>In good humour, especially in the case of way-out estimates! Ps can check neighbours too.</p>
	(127 cm)	(42 cm)		(1540 cm)	(70 cm)		(25 cm)	(half a m)																														
<i>a</i>	1 m 27 cm	420 mm	5 km	15 m 40 cm	700 mm	1700 km	1 quarter of a metre	50 cm																														
<i>b</i>	5 m 8 cm	1680 mm	20 km	61 m 60 cm	2800 mm	6800 km	1 metre	200 cm																														
	(508 cm)	(168 cm)		(6160 cm)	(280 cm)		(100 cm)	(2 m)																														
<p>2</p> <p>Extension</p>	<p>Table 2</p> <p>Study this table. Think about what the rule could be. Agree on one form of rule in words (e.g. sum of top and bottom rows equals 12 hours). Revise relationships between the units of time. (BB) Ps come to BB to choose a column and fill in the missing number. Class points out errors. Who can write the rule in a mathematical way? Who agrees? Who can think of another way to write it? etc.</p> <p>BB:</p> <table border="1" style="width: 100%; text-align: center;"> <tr> <td></td> <td></td> <td>(4 hrs)</td> <td></td> <td></td> <td></td> <td></td> <td></td> <td></td> <td></td> </tr> <tr> <td><i>x</i></td> <td>5 hours</td> <td>4 hrs 20 min</td> <td>240 min</td> <td>11 hours</td> <td>2 hrs 45 min</td> <td>6 hrs 21 min</td> <td>1 hr 59 mins</td> <td>710 min</td> <td>3 hrs 18 min 30 sec</td> </tr> <tr> <td><i>y</i></td> <td>7 hours</td> <td>7 hrs 40 min</td> <td>8 hours</td> <td>1 hour</td> <td>9 hrs 15 min</td> <td>5 hrs 39 min</td> <td>10 hrs 1 min</td> <td>10 min</td> <td>8 hrs 41 min 30 sec</td> </tr> </table> <p><i>Rule:</i> $x + y = 12$ hours, $x = 12$ hrs $- y$, $y = 12$ hrs $- x$</p> <p>T points to a value in table. Ps say it as difference between 2 real times. (e.g. 3.20 pm to 7.40 pm is 4 hours 20 minutes; 8 o'clock in the morning to 1 minute past 6 in the evening is 10 hours 1 minute, etc.)</p> <p style="text-align: right;">10 min</p>			(4 hrs)								<i>x</i>	5 hours	4 hrs 20 min	240 min	11 hours	2 hrs 45 min	6 hrs 21 min	1 hr 59 mins	710 min	3 hrs 18 min 30 sec	<i>y</i>	7 hours	7 hrs 40 min	8 hours	1 hour	9 hrs 15 min	5 hrs 39 min	10 hrs 1 min	10 min	8 hrs 41 min 30 sec	<p>Whole class activity</p> <p>Drawn on BB or use enlarged copy master or OHP</p> <p>BB: 1 hr = 60 minutes 1 min = 60 seconds</p> <p>At a good pace</p> <p>Reasoning, agreement, praising</p> <p>Discussion, agreement on the rule.</p> <p>Agreement, praising (or in pairs: P₁ gives start time and P₂ gives later time)</p>						
		(4 hrs)																																				
<i>x</i>	5 hours	4 hrs 20 min	240 min	11 hours	2 hrs 45 min	6 hrs 21 min	1 hr 59 mins	710 min	3 hrs 18 min 30 sec																													
<i>y</i>	7 hours	7 hrs 40 min	8 hours	1 hour	9 hrs 15 min	5 hrs 39 min	10 hrs 1 min	10 min	8 hrs 41 min 30 sec																													
<p>3</p>	<p>Secret numbers</p> <p>What number am I thinking of? Listen to the clues and show me the answer when I say.</p> <p>a) <i>It is a 4-digit number. It has the greatest possible units digit and the smallest possible hundreds digit. In the tens column it has the greatest possible even digit. It is less than 2000.</i> Show me . . . now! (1089) P answering correctly explains to class.</p> <p>b) <i>If I divide it by 7 the quotient is 317, remainder 4.</i> Show me . . . now! (2223) P answering correctly explains to class. BB: $317 \times 7 + 4 = 2100 + 70 + 49 + 4 = 2170 + 53 = \underline{2223}$</p> <p>c) <i>It is less than 40 and divisible by 2, 7 and 4.</i> Show me . . . now! (28) P answering correctly explains to class.</p> <p style="text-align: right;">16 min</p>	<p>Whole class activity</p> <p>T repeats each clue slowly to give Ps time to think/calculate.</p> <p>Ps show answers on scrap paper or slates in unison.</p> <p>Ps do necessary calculations on back of slates or in Ex. Bks.</p> <p>Discussion, agreement, checking, praising</p> <p>c) Agree that 'divisible by 2' is unnecessary information! BB: $7 \times 4 = \underline{28}$</p>																																				

Y4

Lesson Plan 57

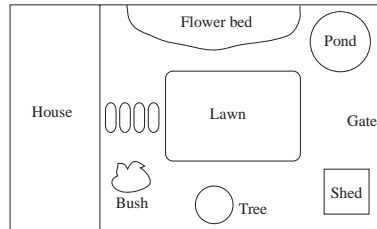
Activity

4

Plans and maps

a) This is the plan of a garden. What does it show? e.g.

BB:



What is missing from the plan? (a scale) T writes it above the plan.

Which distance shall we measure? (e.g. from the Tree to the Flower bed) Ps come to BB to measure using BB ruler or a pair of compasses which they then hold against a ruler (with T's help). Lengths need only be approximate.

What distance would it be in real life? Let's show it in a table.

Continue with other measurements suggested by Ps. T could ask questions in the other direction too! e.g. In the real garden there is a fountain in the middle of the lawn. It is 1 and a half metres wide. How wide would it be on the plan? (half a cm or 5 mm) etc.

b) T has copy of a real map pinned to BB (or on an OHT) and Ps have copies on desks too if possible. Talk about what the map shows and what the scale is first.

Ps come to BB in pairs, choose 2 places on the map and measure the map distance. Class helps them to work out the real distance.

T asks questions in both directions. e.g. How far is A from B in real life? If the real distance between C and D is 10 km, how far apart are they on the map? Ps can ask the questions too!

22 min

Notes

Whole class activity

Drawn on BB or items cut from magazines and stuck to BB, or rough plan of T's own garden, or use enlarged copy master or OHP

Ps decide which distances to measure.

BB: e.g. Scale: 1 cm → 3 m

	On plan	In real life
T to F:	9 cm	27 m
H to S:	15 cm	45 m
etc.		

T to F: 9 cm 27 m

H to S: 15 cm 45 m

etc.

Agreement, praising

Ps could think of questions too!

Use simple map of local area if possible.

(Or Ps work in pairs on maps on desks, choose 2 places, measure the distance and convert to the real life distance. Then Ps relate their findings to class. Deal with all cases.)

5

PbY4a, page 57

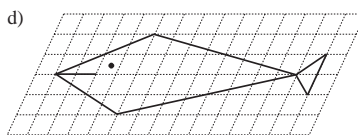
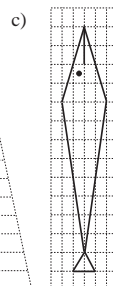
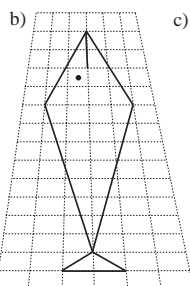
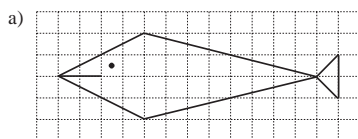
Q.1 Read: i) Complete the drawings of fish F on the other grids.
ii) Colour the fish which is similar to fish F.

Ps use rulers to draw the straight lines. Ps count the number of grid units along and up on F before drawing the copies.

Review at BB with whole class. Ps come to BB or T has solution already prepared and uncovers each part as it is dealt with. A, which fish did you colour? Who agrees? etc.

Solution: Who can write it in a mathematical way?

BB: F ~ a



30 min

Individual work, monitored, helped, corrected

Drawn on BB or use enlarged copy master or OHP

Agreement, self-correction, praising

What has been done to fish F to make the other fish?

Ps come to BB to point and explain. Class agrees/disagrees. T helps with mathematical terms if necessary.

a) enlarged

b) enlarged and stretched vertically at the tail end

c) stretched horizontally

d) enlarged and skewed (pushed over) to the right

Y4

Lesson Plan 57

Activity

6

PbY4a, page 57

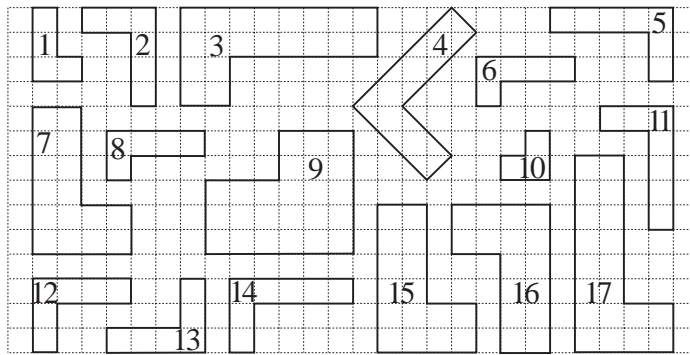
- Q.2 Read: a) *Draw over in the same colour the perimeters of similar shapes.*
 b) *Colour in the same colour the shapes which are congruent.*

What name could you give to all these shapes? (Polygons or hexagons) Are they convex or concave? (concave)

More able Ps could number the shapes and list the similar and congruent shapes in *Ex. Bks* if they prefer.

Review at BB with whole class. T numbers the shapes and Ps dictate the similar and congruent ones (or come to BB to point).

Solution:



- a) $1 \sim 7 \sim 15 \sim 16$, $2 \sim 4 \sim 12 \sim 13$, $3 \sim 6 \sim 8 \sim 17$,
 $5 \sim 11 \sim 14$
 b) $2 \cong 12 \cong 13$, $3 \cong 17$, $5 \cong 11 \cong 14$, $6 \cong 8$, $7 \cong 15 \cong 16$

38 min

Notes

Individual work, monitored, helped

Drawn on BB or use enlarged copy master or OHP

Agreement, praising

Elicit this method from Ps themselves. (How else could we show which shapes are similar and which are congruent?)

Discussion, reasoning, agreement, self-correcting, praising

T could have congruent shapes already cut out to show that they cover each other exactly.

(Note that 5 has to be turned over so that it fits 11 or 14.)

What can you tell me about the angles in each hexagon? (There are 5 right angles and one obtuse angle. There are no acute angles.)

7

PbY4a, page 57

- Q.3 Read: a) *Enlarge the boat to twice its size.*
 b) *Reduce the boat to half its size.*

How can we do it? (Count the number of grid units in each line segment, then multiply it by 2 for a) and divide by 2 for b).

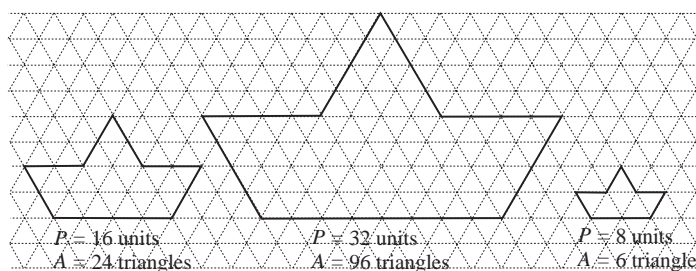
Review at BB with whole class. Ps come to BB to draw solutions, explaining reasoning. Class agrees/disagrees. Mistakes discussed and corrected.

- Read: c) *Count the perimeter of each boat.*
 d) *Count the area of each boat.*

Elicit that perimeter is counted in grid units (i.e. the side of a grid triangle) and the area is counted in grid triangles..

Review at BB with whole class. Mistakes discussed/corrected.

Solution:



Individual work, monitored, helped, corrected.

Drawn on BB or use enlarged copy master or OHP

Discussion, agreement, self-correction, praising

Discussion, agreement, self-correcting, praising

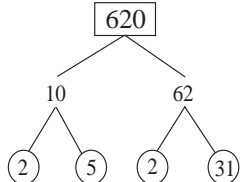
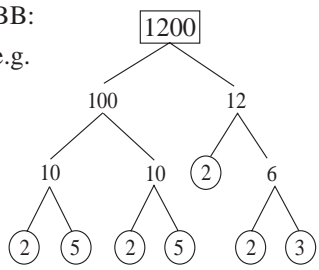
What do you notice?

If each line section is:

- enlarged by 2 times, the area is enlarged by $2 \times 2 = 4$ times;
- reduced by a half, the area is reduced by half of a half = 1 quarter.

If each line section is increased by 3 times, by how many times will the area increase? (9 times)

45 min

<p>Y4</p>	<p>R: Calculations C: Similarity and congruence E: Problems</p>	<p style="text-align: center;"><i>Lesson Plan</i> 58</p>
<p>Activity</p> <p style="text-align: center;">1</p>	<p>Mental practice</p> <p>a) Multiplication and division tables: in relay round class. T says a multiplication or division, P gives result and says another multiplication or division to next P.</p> <p>b) T says an operation, Ps say result. T asks some Ps to explain their reasoning too. e.g. $4200 + 3300$ (7500), $9050 - 4070$ (4980), $621 + 620$ (1241), 70×19 ($= 70 \times 20 - 70 = 1400 - 70 = \underline{1330}$), $4200 \div 5$ ($= 4200 \div 10 \times 2 = 420 \times 2 = \underline{840}$) etc.</p> <p style="text-align: right;"><i>5 min</i></p>	<p style="text-align: center;">Notes</p> <p>Whole class activity Class points out errors or repeats. At speed.</p> <p>T chooses Ps at random. If a P makes a mistake, the next P corrects it. (Or results shown on scrap paper or slates on command.)</p>
<p style="text-align: center;">2</p>	<p>Factorising</p> <p>What is a <u>factor</u> of a number? (A factor of a number divides into that number exactly, or multiplies another number to make that number.) What is a <u>prime factor</u> of a number? (A factor which cannot be broken down any further, or is divisible only by itself and 1.)</p> <p>a) Who remembers how to find the prime factors of a number? P comes to BB to start diagram (or T starts if nobody remembers) and other Ps continue. Let's write the number as a multiplication of its prime factors in increasing order. Ps dictate what T should write. Class checks that the product equals the number being factorised.</p> <div style="display: flex; align-items: flex-start;"> <div style="margin-right: 20px;"> <p>BB:</p> <p>e.g.</p>  </div> <div> <p><u>Prime factors of 620</u></p> <p>$620 = 2 \times 2 \times 5 \times 31$</p> <p><u>Factors of 620</u></p> <p>1, 2, 4, 5, 10, 20, 620, 310, 155, 124, 62, 31,</p> </div> </div> <p>Are these the only factors of 620? (No, there are other factors, e.g. 1 and 620, 10 and 62, or <u>any</u> combination of the prime factors.) Let's list <u>all</u> the factors of 620. Let's do it logically. Ps dictate the factors to T or come to BB. (List shown above) Class points out errors.</p> <p>b) Repeat in similar way for 1200. Ps choose the 2 starting factors.</p> <div style="display: flex; align-items: flex-start;"> <div style="margin-right: 20px;"> <p>BB:</p> <p>e.g.</p>  </div> <div> <p><u>Prime factors of 1200</u></p> <p>$1200 = 2 \times 2 \times 2 \times 2 \times 3 \times 5 \times 5$</p> <p><u>Factors of 1200</u></p> <p>1, 2, 3, 4, 5, 6, 8, 10, 12, 15, 16, 20, 24, 25, 30, 1200, 600, 400, 300, 240, 200, 150, 120, 100, 80, 75, 60, 50, 48, 40,</p> </div> </div> <p style="text-align: right;"><i>13 min</i></p>	<p>Whole class activity Quick revision of terms</p> <p>Ps choose 2 starting factors (it does not matter which two) Reasoning, agreement, praising</p> <p>At a good pace</p> <p>Prime factors elicited first, then used to obtain other factors.</p> <p>(It is easier to list the factors in vertical pairs, as opposite.)</p> <p>Discussion, agreement, checking, praising</p> <p>T helps, showing how to use the prime factors to obtain the other factors.</p> <p>Calculator can be used to check the multiplication and to obtain other factors from the prime factors.</p> <p>Reasoning, agreement, praising</p>

Y4

Lesson Plan 58

Activity



3

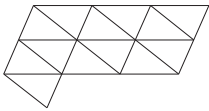
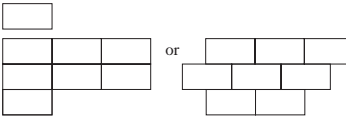
Tessellation



Ps have various sets of congruent shapes on desks. Use the congruent shapes as tiles and fit them together in different ways so that there is no space between any of them. The mathematical name for this is to tessellate. (BB)

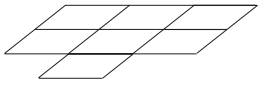
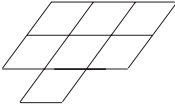
Deal with one shape at a time. T holds it up and Ps name it and tell what they know about it. See if you can tessellate with these shapes and how many different patterns you can make! Set a time limit.



Review at BB with whole class. Ps come to BB to stick on (or draw) their patterns. Class agrees or disagrees whether they are valid (i.e. no spaces between the shapes). (Or T has SB or OHT already prepared.)

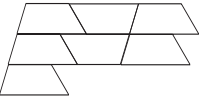
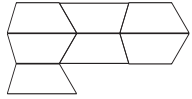

BB: a) triangle  b) rectangle 

e.g.  

c) parallelogram  d) rhombus 

e) trapezium  f) quadrilateral 

 or  

25 min

Notes

Paired work, monitored, helped

Can use copy master copied on to coloured card and cut out.

BB: to tessellate : to tile (relate to tiling a wall or floor)

Whole class discussion about each type of shape first.

Agreement, praising

What can you tell me about the patterns?

(e.g. which lines are parallel and which are perpendicular; types of angles; which patterns have horizontal, vertical, or slanting sides, etc.)

What has been done to the 1st shape in the pattern to make the others? Ps explain in own words. T mentions:

- reflection vertically or horizontally or diagonally
- translation (movement) and demonstrates each on BB.

4

PbY4a, page 58

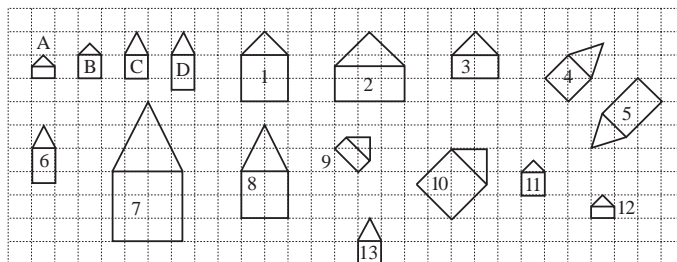
Q.1 Read: a) List the numbers of the houses which are similar to: House A, House B, House C and House D.

b) List the houses which are congruent to one another.

Ps can list only the numbers of the houses or write in a mathematical way using the notation \sim and \cong .

Review at BB with whole class. Ps come to BB or dictate to T. Class agrees/disagrees. Mistakes discussed and corrected.

Solution:



- a) A \sim 2 \sim 3 \sim 9 \sim 12 B \sim 1 \sim 10 \sim 11
 C \sim 4 \sim 7 \sim 8 D \sim 5 \sim 6

- b) A \cong 12, B \cong 11, D \cong 6

Elicit that no house is congruent to C. Ps draw one. (C \cong 13)

31 min

Individual work, monitored, helped

Use enlarged copy master or OHP

Discussion, reasoning, agreement, self-correction, praising

Feedback for T

Extension

Discuss the ratio of enlargement of similar houses.

- e.g. A \rightarrow 2 (\times 3)
 A \rightarrow 3 (\times 2)
 C \rightarrow 7 (\times 3)
 C \rightarrow 8 (\times 2) etc.

Stress that every side of the shape has been enlarged by this amount of times.

Y4

Lesson Plan 58

Activity

5

PbY4a, page 58

Q.2 a) Read: *Write the perimeter and area of each shape using the units shown.*

Ps need only write the numerical values. Set a time limit.

Review at BB with whole class. Ps come to BB or dictate to T, but saying 'grid units' or 'grid squares'. Class agrees/disagrees. Mistakes discussed and corrected.

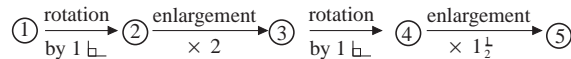
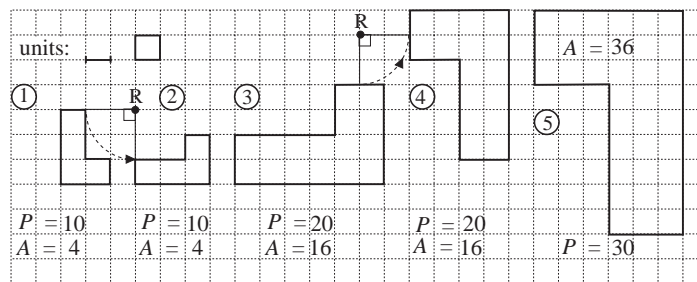
b) Read: *What have we done to each shape to make the next shape?*

Let Ps think about it for a minute. Ps come to BB to explain in own words. T repeats using mathematical terms. (rotation, enlargement) Encourage Ps to use them too.

In the case of rotation, T shows the point of rotation (R) and elicits through what kind of angle the shape has been rotated.

In the case of enlargement, Ps give the ratio of enlargement.

Solution:



Which shapes are similar? (① ~ ② ~ ③ ~ ④ ~ ⑤)

Which shapes are congruent? (① ≅ ②, ③ ≅ ④)

Extension

Who can show me 1 cm square on the grid? Ps measure the grids in *Pbs*, then come to BB to show it. BB: 1 cm × 1 cm = 1 cm²

Who remembers the short way to write 1 cm square? (1 cm²)

What is the area of each of the shapes in cm²?

(① and ②): A = 1 cm², ③ and ④): A = 4 cm², ⑤): A = 9 cm²)

38 min

Notes

Individual work, monitored, helped

Drawn on BB or use enlarged copy master or OHP

Reasoning, agreement, self-correction, praising

Whole class activity

Involve several Ps.

Discussion, demonstration, agreement, praising

T could have models of shapes cut out and stuck to wires or strips of stiff card, then pinned to BB at points R to show rotation.

Elicit that from ① to ⑤ is an enlargement by 3 times. i.e. ratio of enlargement = 3

1 right angle

Ps dictate to T who writes on BB. Agreement, praising

BB: 1 cm A = 1 cm²

Ps divide up grids in *Pbs* into cm squares, then dictate to T.

Agreement, praising

Y4

Lesson Plan 58

Activity

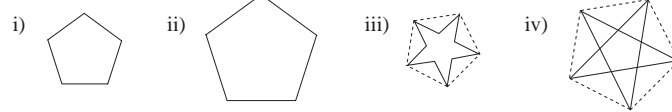
6

Erratum

In part c), 'trianges' should be 'triangles'

PbY4a, page 58





Q.3



- a) Read: *Draw over in green the sides of the regular pentagons in i) and ii).*
- b) Read: *Colour blue the 5-pointed star in iii).*
- c) Read: *How many triangles, quadrilaterals and pentagons can you see in iv)?*

Tell Ps to count only shapes within the solid lines! Ask several Ps for their totals. Ps come to BB to show the outline of the shapes while class keeps count.

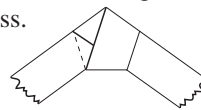
Solution:

Triangles: 10, quadrilaterals: 10
 (5 convex  + 5 concave );
 pentagons: 6 (1 convex  + 5 concave 

- d) Read: *Try to make a pentagon from a paper strip like this.*

Ps have one or two paper strips on desks. T has large model already made up to show to class.

When you have done it, colour the pentagon you have made.



T (or P who managed it well) demonstrates to class.

What can you tell me about this pentagon?
 (e.g. Its 5 sides are equal in length, so it is a regular pentagon. It has 5 obtuse angles. It is similar to i) and ii). It is convex.)

Extension

What is the connection between the pentagons and the 5-pointed stars? (The 5-pointed star in iv) has been made by drawing the diagonals of a pentagon. The 5-pointed star in iii) is the star in iv) with the sides of the middle pentagon deleted.)

What mathematical name can you think of for the 5-pointed star? (10-sided polygon, or decagon) What else can you say about it? (All its sides are equal. It has acute and obtuse angles. It is concave.)

45 min

Notes

Individual work, monitored, but class kept together on activities.

Drawn on BB or use enlarged copy master or OHP

Praising

Individual trial first, then whole class review

Discussion, demonstration, agreement, praising

Draw the individual shapes on BB if there are problems.

Elicit the difference between the 2 types of qadrilaterals and pentagons.

Individual trial, monitored, helped

Demonstration, praising

T gives hints if Ps cannot think of anything.

Praising, encouragement only!

Whole class discussion

Extra praise if Ps think of this without help.

BB: decagon

10-sided polygon

Praise all positive contributions.

<h1>Y4</h1>	<p>R: Calculations C: Revision: angles, parallel/perpendicular, shapes, solids E: Problems</p>	<h2>Lesson Plan 59</h2>
<p>Activity</p> <p>1</p>	<p>Missing quantities 1</p> <p>Study these quantities. What are they measures of? (length or distance) Quickly revise relationship between units of length. (BB)</p> <p>Let's change the quantities to the units shown. Ps come to BB to fill in missing values, explaining reasoning. Class agrees/disagrees.</p> <p>BB:</p> <p>a) 7 km 300 m = <input type="text" value="7300"/> m b) 5630 m = <input type="text" value="5"/> km <input type="text" value="630"/> m</p> <p>4 km 83 m = <input type="text" value="4083"/> m 3043 m = <input type="text" value="3"/> km <input type="text" value="43"/> m</p> <p>3 km 120 m = <input type="text" value="3120"/> m 9302 m = <input type="text" value="9"/> km <input type="text" value="302"/> m</p> <p>16 km 9 m = <input type="text" value="16009"/> m 14 150 m = <input type="text" value="14"/> km <input type="text" value="150"/> m</p> <p style="text-align: right;">5 min</p>	<p>Notes</p> <p>Whole class activity Written on BB or use enlarged copy master or OHP BB: 1 km = 1000 m 1 m = 100 cm = 1000 mm 1 cm = 10 mm</p> <p>At a good pace Reasoning, agreement, praising</p> <p>Feedback for T (or done as a mental practice and Ps show results on scrap paper or slates on command)</p>
<p>2</p>	<p>Missing quantities 2</p> <p>Let's round these lengths to the nearest whole metre. Ps come to BB to write missing numbers, explaining reasoning. Class agrees/disagrees.</p> <p>BB:</p> <p>a) 640 cm ≈ <input type="text" value="6"/> m b) 398 cm ≈ <input type="text" value="4"/> m c) 5 m 5 cm ≈ <input type="text" value="5"/> m</p> <p>450 cm ≈ <input type="text" value="5"/> m 287 cm ≈ <input type="text" value="3"/> m 5 m 50 cm ≈ <input type="text" value="6"/> m</p> <p>530 cm ≈ <input type="text" value="5"/> m 438 cm ≈ <input type="text" value="4"/> m 6048 mm ≈ <input type="text" value="6"/> m</p> <p>680 cm ≈ <input type="text" value="7"/> m 648 mm ≈ <input type="text" value="1"/> m 5005 mm ≈ <input type="text" value="5"/> m</p> <p style="text-align: right;">10 min</p>	<p>Whole class activity Written on BB or use enlarged copy master or OHP</p> <p>At good pace Reasoning, agreement, praising</p> <p>(or done as a mental practice and Ps show results on scrap paper or slates on command)</p>
<p>3</p> <p>Extension</p>	<p>Missing operations</p> <p>T points to each arrow in turn. What operation is missing from this arrow? Show me . . . now! Ps who respond correctly come to BB to write in the missing number and sign, explaining reasoning.</p> <p>BB:</p> <p>a) $1 \text{ m} \xrightarrow{\div 2} 50 \text{ cm}$ b) $1 \text{ km} \xrightarrow{\div 4} 250 \text{ m}$ $\xleftarrow{\times 2}$ $\xleftarrow{\times 4}$</p> <p>c) $40 \text{ cm} \xrightarrow{\div 10} 40 \text{ mm}$ d) $40 \text{ cm} \xrightarrow{\times 5} 2 \text{ m}$ $\xleftarrow{\times 10}$ $\xleftarrow{\div 5}$</p> <p>T points to a length (distance). Ps show it with hands or in classroom or mention a place locally which is roughly that distance away. (e.g. A is sitting about 2 m away from B. The park is about 1 km from the school.)</p> <p style="text-align: right;">15 min</p>	<p>Whole class activity but individual feedback on scrap paper or slates.</p> <p>Drawn on BB or use enlarged copy master or OHP</p> <p>At a good pace Reasoning, agreement, praising</p> <p>Whole class activity (Estimation practice) Class agrees/disagrees on accuracy of examples.</p>

Y4

Lesson Plan 59

Activity

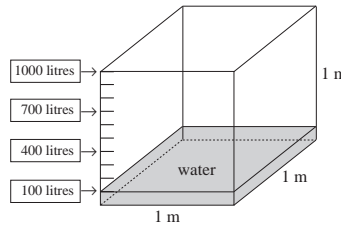
4

Capacity

This is a diagram of a fish tank. BB:

What shape is it? (cube)

- a) 100 litres of water have been poured in. What is the depth of the water? (10 cm) Why?



(1 m has been divided into 10 equal parts, so there is a tick at every 10 cm)

BB: $1\text{ m} = 100\text{ cm}$, $100\text{ cm} \div 10 = \underline{10\text{ cm}}$

A, come and show us where the water has reached 10 cm and write the missing quantity in the box. (100 litres)

If the level of the water was at each of the other arrows, how much water would be in the tank? Ps come to BB to fill in the missing quantities. Class agrees/disagrees.

- b) This table shows the how much water there is in the tank at certain levels. Let's complete the table. Ps come to BB to choose a column and fill in the missing value, explaining reasoning. Class agrees/disagrees.

Who can write a rule for the table? Who agrees? Who can write it in a different way? etc.

BB:

Level of water	10 cm	20 cm	40 cm	50 cm	70 cm	100 cm	1 cm	3 cm	1 mm	7 mm
Amount of water	100 litres	200 litres	400 litres	500 litres	700 litres	1000 litres	10 litres	30 litres	1 litre	7 litres

20 min

Notes

Whole class activity

Drawn on BB or use enlarged copy master or OHP

(If possible, T could have a real cubic fish tank to show.)

Discussion on meaning of scale on side of diagram.

At a good pace

Agreement, praising

Drawn on BB or use enlarged copy master or OHP

At a good pace

Reasoning, agreement, praising

Rule:

Let W = water, L = level

W (litres) = $10 \times L$ (cm),

$L = W \div 10$, $W \div L = 10$

($L \div W = 1$ tenth)

Information for Ts

100 litres = 1 hectolitre, 1 m^3 of water \rightarrow 1000 litres,

1 cm^3 of water \rightarrow 1 ml, 1 cl of water \rightarrow 10 cm^3 ,

1 litre of water \rightarrow 1000 cm^3

5

Diagonals of rectangles

Ps have a 2 shapes on desks, a 3×4 rectangle and a 3×3 square.

- a) Let's start with the rectangle.

- i) Draw its diagonals. Are the diagonals also lines of symmetry?

Find out by folding your shape diagonally. (No, they are not.)

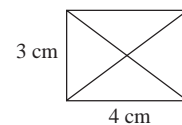
- ii) Cut the rectangle along its diagonals. How many polygons did you get? (4) What shapes are they? (isosceles triangles, i.e.

2 sides are equal in length) Are any of the triangles congruent? (There are 2 different pairs of congruent triangles.)

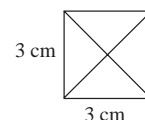
- b) Repeat all the above with the square. Elicit that:

- The 2 diagonals are also lines of symmetry (mirror lines).
- The 2 diagonals are perpendicular to one another.
- After cutting, there are 4 congruent, right-angled, isosceles triangles.

Individual work, monitored, helped, but class kept together on the tasks.



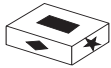

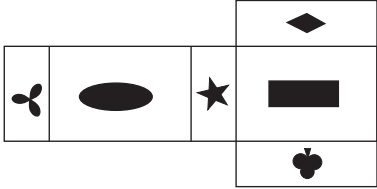
Discussion, agreement, praising



Discussion, agreement, praising

26 min

<p>Y4</p>		<p><i>Lesson Plan 59</i></p>
<p>Activity</p> <p>6</p> <p>Extension</p>	<p><i>PbY4a, page 59</i></p> <p>Q.1. Read: <i>Write the real distances on the sections below each map scale.</i></p> <p>Deal with one part at a time. Ps measure diagram in <i>Pbs</i>, then come to BB to explain the <u>linear scale</u> and what each black and white section means. Ps agree on a suitable scale and T writes above each diagram on BB and Ps in <i>Pbs</i>.</p> <p>Ps write lengths below each line segment in <i>Pbs</i>. Review at BB with whole class. Ps come to BB or dictate to T. Class agrees/disagrees. Mistakes discussed and corrected.</p> <p>Who could write each scale in another way? Ps come to BB.</p> <p><i>Solution:</i></p> <div style="display: flex; justify-content: space-around;"> <div style="text-align: center;"> <p>Scale: 1 cm → 2000 m</p> </div> <div style="text-align: center;"> <p>Scale: 1 cm → 200 m</p> </div> </div> <p>Ext: Scale: 1 mm → 200 m Scale: 1 mm → 20 m</p> <p style="text-align: center;">30 min</p>	<p>Notes</p> <p>Individual work, monitored, helped</p> <p>Drawn on BB or use enlarged copy master or OHT for demonstration only!</p> <p>Initial whole class discussion on the scales.</p> <p>Reasoning, agreement, self-correction, praising</p> <p>Agreement, praising</p> <p>What is the relationship between the two linear scales?</p> <p>[a) represents 10 times more distance than b) does.]</p>
<p>7</p>	<p><i>PbY4a, page 59</i></p> <p>Q.2 Read: <i>Draw 2 parallel lines so that their distance apart is:</i></p> <p>a) 2 cm b) 2 and a half cm c) 35 mm</p> <p>Let Ps try it without initial discussion. Set a time limit.</p> <p>Review at BB with whole class. Ps come to BB to draw lines, marking them with arrowheads. Class agrees/disagrees. Mistakes discussed and corrected. Elicit that the grid lines are 2.5 mm apart, so every 4 grid lines are 1 cm.</p> <p><i>Solution:</i> e.g.</p> <div style="display: flex; justify-content: space-around;"> <div style="text-align: center;"> <p>a) (20 mm)</p> </div> <div style="text-align: center;"> <p>b) (25 mm)</p> </div> <div style="text-align: center;"> <p>c) (35 mm)</p> </div> </div> <p style="text-align: center;">36 min</p>	<p>Individual work, monitored, helped</p> <p>Use enlarged copy master or OHP for demonstration only!</p> <p>Discussion, reasoning, agreement, self-correction, praising</p> <p>Accept any pair of parallel lines which are the correct <u>perpendicular</u> distance apart.</p> <p>Feedback for T</p>
<p>8</p>	<p><i>PbY4a, page 59</i></p> <p>Q.3 T reads questions and Ps show compass points on scrap paper or slates on command. P who answered incorrectly stands up and does the turn physically, or shows it on a model or diagram.</p> <p>Read: <i>Which compass point would we reach if we:</i></p> <p>a) faced NW, then turned 1 right angle to the right</p> <p>b) faced SE and turned 1 and a half right angles to the left</p> <p>c) faced SW and and turned 2 right angles to the right</p> <p>d) faced NE and turned half a right angle to the right?</p> <p>Or all Ps stand up and turn as instructed by T (or a P).</p> <p style="text-align: center;">40 min</p>	<p>Whole class activity (or individual work if Ps prefer, reviewed orally with whole class)</p> <p>a) NE</p> <p>b) N</p> <p>c) NE</p> <p>d) E Feedback for T</p> <p>In good humour!</p>

<h1>Y4</h1>		<p>Lesson Plan 59</p>
<p>Activity</p> <p>9</p>	<p><i>PbY4a, page 59</i></p> <p>Q.4 Read: <i>On each side of a cuboid-shaped box there is a different symbol.</i></p> <p><i>Three faces of the box look like this.</i>  <i>The other 3 faces look like this.</i> </p> <p>How many faces does a cuboid have? (6)</p> <p>Read: <i>After cutting along some edges, we flattened out the box and got this net. Draw the other symbols on the correct faces.</i></p> <p>T could show large model to class, and or Ps could draw the symbols on blank cuboids first.</p> <p>Review at BB with whole class. Ps come to BB to draw (stick on) symbols. Class agrees/disagrees. T cuts original model and confirms correct solution.</p> <p><i>Solution:</i></p>  <p>What can you tell me about the net? (e.g. It is an 8-sided polygon or <u>octagon</u>. It is concave. It is 2-dimensional. It is a plane shape.)</p> <p>What other name can you give the cuboid it forms? (polyhedron with 6 faces or <u>hexahedron</u>) Elicit that it is convex (as two flies buzzing around inside could not hide from each other) and 3-dimensional.</p> <p style="text-align: right;">45 min</p>	<p>Notes</p> <p>Individual work, monitored, helped</p> <p>T has large models of cuboid and net already prepared.</p> <p>Or drawn on BB or use enlarged copy master or OHP</p> <p>Ps have blank nets and cuboids on desks if possible.</p> <p>Agreement, self-correcting, praising</p> <p>Whole class discussion.</p> <p>Agreement, praising</p> <p>BB: <u>octagon</u> <u>octahedron</u> 8 sides 8 faces 2-D 3-D</p>

Y4

Lesson Plan
60

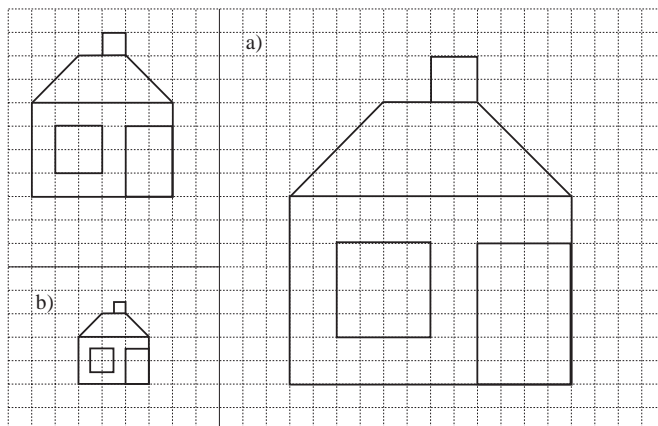
Activity

Notes

Tables and calculation practice, revision, activities, consolidation
PbY4a, page 60

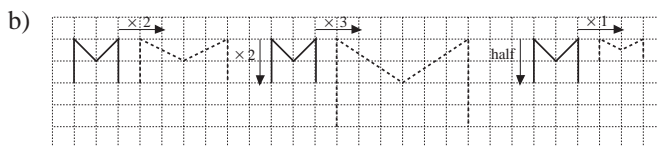
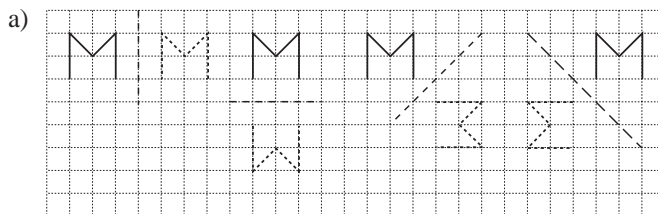
Solutions:

Q.1



- c) i) 33 unit squares
- ii) 132 unit squares
- iii) 8 and a quarter unit squares

Q.2



Q.3 $A = 15 \times 15 = 15 \times 10 + 15 \times 5 = 150 + 75 = \underline{225} \text{ (cm}^2\text{)}$

<p>Y4</p>	<p>R: Mental calculation C: Multiplication and division (with 1-digit multiplier/divisor) E Problems</p>	<p style="text-align: center;"><i>Lesson Plan</i> 61</p>								
<p>Activity</p> <p style="text-align: center;">1</p>	<p>Natural numbers</p> <p>What are natural numbers? (positive, whole numbers, e.g. 1, 2, 3, etc.) How many digits would we write if we wrote all the natural numbers:</p> <p>a) from 10 to 99? Allow Ps time to calculate in <i>Ex. Bks.</i> Show me . . . now! (180) P who answered correctly explains to those who did not. <i>Reasoning:</i> There are 90 natural numbers from 10 to 99 (for each of the 9 possible tens digits there are 10 possible units digits, i.e. $9 \times 10 = 90$ numbers). Each of these 90 numbers has 2 digits, so we would write $90 \times 2 = \underline{180}$ digits.</p> <p>b) from 100 to 999? Allow Ps time to calculate in <i>Ex. Bks.</i> Show me . . . now! (2700) P who answered correctly explains to those who did not. <i>Reasoning:</i> There are 900 natural numbers from 100 to 999 (for each of the 9 possible hundreds digits there are 10 possible tens digits and for each of the 10 possible tens digits there are 10 possible units digits, i.e. $9 \times 10 \times 10 = 900$ numbers). Each of these 900 numbers has 3 digits, so we would write $900 \times 3 = \underline{2700}$ digits.</p> <p style="text-align: right;"><i>5 min</i></p>	<p style="text-align: center;">Notes</p> <p>Whole class activity Agreement, praising</p> <p>Answers shown on scrap paper or slates in unison.</p> <p>Reasoning, agreement, praising</p> <p>In unison</p> <p>Reasoning, agreement, praising</p> <p>Feedback for T</p>								
<p style="text-align: center;">2</p>	<p>Combinatorics</p> <p>How many 4-digit different numbers can you make using these four digit cards?</p> <p>a) BB: <table border="1" style="display: inline-table; vertical-align: middle;"><tr><td>1</td></tr></table> <table border="1" style="display: inline-table; vertical-align: middle;"><tr><td>3</td></tr></table> <table border="1" style="display: inline-table; vertical-align: middle;"><tr><td>4</td></tr></table> <table border="1" style="display: inline-table; vertical-align: middle;"><tr><td>5</td></tr></table></p> <p>Let Ps think about it and discuss it with their neighbours first. T asks several Ps what they think. Let's show the possible numbers on the BB in a logical way using a <u>tree diagram</u>. Ps come to BB if they remember what to do or T starts and Ps continue.</p> <p>BB:</p> <div style="display: flex; justify-content: space-around; align-items: center;"> <div style="text-align: center;"> $\begin{array}{l} 3 \begin{cases} 4-5 \\ 5-4 \end{cases} \\ 1 \begin{cases} 4 \begin{cases} 3-5 \\ 5-3 \end{cases} \\ 5 \begin{cases} 3-4 \\ 4-3 \end{cases} \end{cases} \end{array}$ </div> <div style="text-align: center;"> $\begin{array}{l} 1 \begin{cases} 4-5 \\ 5-4 \end{cases} \\ 3 \begin{cases} 4 \begin{cases} 1-5 \\ 5-1 \end{cases} \\ 5 \begin{cases} 1-4 \\ 4-1 \end{cases} \end{cases} \end{array}$ </div> <div style="text-align: center;"> $\begin{array}{l} 1 \begin{cases} 3-5 \\ 5-3 \end{cases} \\ 4 \begin{cases} 3 \begin{cases} 1-5 \\ 5-1 \end{cases} \\ 5 \begin{cases} 1-3 \\ 3-1 \end{cases} \end{cases} \end{array}$ </div> <div style="text-align: center;"> $\begin{array}{l} 1 \begin{cases} 3-4 \\ 4-3 \end{cases} \\ 5 \begin{cases} 3 \begin{cases} 1-4 \\ 4-1 \end{cases} \\ 4 \begin{cases} 1-3 \\ 3-1 \end{cases} \end{cases} \end{array}$ </div> </div> <p>Elicit that there are <u>24</u> possible numbers. How could we have worked it out without writing down all the numbers?</p> <p>(There are 4 possible cards for the thousands digit; for every thousands digit there will be 3 possible hundreds digits left; for every hundreds digit there will be 2 possible tens digits left; for each of the tens digits there will be only 1 digit left as the units digit, i.e. $4 \times 3 \times 2 \times 1 = \underline{24}$.)</p> <p>b) Repeat for BB: <table border="1" style="display: inline-table; vertical-align: middle;"><tr><td>0</td></tr></table> <table border="1" style="display: inline-table; vertical-align: middle;"><tr><td>1</td></tr></table> <table border="1" style="display: inline-table; vertical-align: middle;"><tr><td>2</td></tr></table> <table border="1" style="display: inline-table; vertical-align: middle;"><tr><td>3</td></tr></table></p> <p>BB:</p> <div style="display: flex; justify-content: space-around; align-items: center;"> <div style="text-align: center;"> $\begin{array}{l} 0 \begin{cases} 2-3 \\ 3-2 \end{cases} \\ 1 \begin{cases} 2 \begin{cases} 0-3 \\ 3-0 \end{cases} \\ 3 \begin{cases} 0-2 \\ 2-0 \end{cases} \end{cases} \end{array}$ </div> <div style="text-align: center;"> $\begin{array}{l} 0 \begin{cases} 1-3 \\ 3-1 \end{cases} \\ 2 \begin{cases} 1 \begin{cases} 0-3 \\ 3-0 \end{cases} \\ 3 \begin{cases} 0-1 \\ 1-0 \end{cases} \end{cases} \end{array}$ </div> <div style="text-align: center;"> $\begin{array}{l} 0 \begin{cases} 1-2 \\ 2-1 \end{cases} \\ 3 \begin{cases} 1 \begin{cases} 0-2 \\ 2-0 \end{cases} \\ 2 \begin{cases} 0-1 \\ 1-0 \end{cases} \end{cases} \end{array}$ </div> </div> <p>Which of these numbers are divisible by 5 (10, 2)?</p> <p style="text-align: right;"><i>15 min</i></p>	1	3	4	5	0	1	2	3	<p>Whole class activity Number cards stuck on BB</p> <p>Discussion on strategy for solution. Extra praise if Ps suggest tree diagrams without help from T. At a good pace With T's help</p> <p>Agreement, praising</p> <p>Extra praise if Ps can reason correctly without help from T.</p> <p>As zero cannot be used as a possible thousands digit, the number of possible numbers is $3 \times 3 \times 2 \times 1 = \underline{18}$</p> <p>Class dictates and T points. Elicit the general 'rules'.</p>
1										
3										
4										
5										
0										
1										
2										
3										

Y4

Lesson Plan 61

Activity

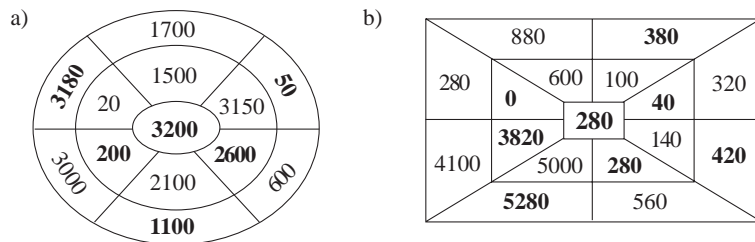
3

Puzzles

Study each diagram. Think about what the rule could be. When you know it, stand up. T chooses Ps standing to come to BB to fill in a missing number. Class agrees/disagrees. Other Ps gradually stand up when they understand the rule.

Who can tell me the rule? Who agrees? Who can say it another way? etc. Ps suggest other pairs of numbers which could have been written in each diagram.

BB:



Rules:

- a) In each segment, the sum of the outer and middle numbers is 3200.
- b) In each segment, the difference between the outer number and the middle number is 280.

21 min

Notes

Whole class activity
 Drawn on BB or use enlarged copy master or OHP
 In good humour!
 At a good pace
 Reasoning, agreement, praising

Bold numbers (excluding middle numbers) are missing.

Feedback for T

or

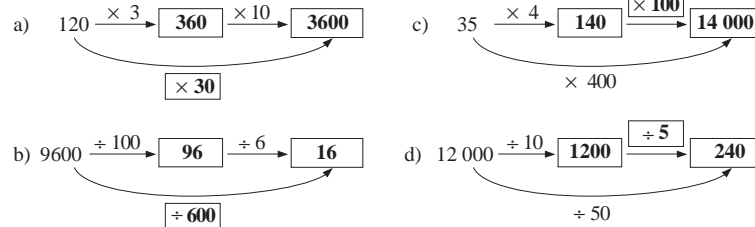
- a) outer = 3200 – middle,
middle = 3200 – outer
- b) middle + 280 = outer,
outer – 280 = middle

4

Multiplication and division

Let's fill in the missing numbers and signs. Ps come to BB to write missing items, explaining reasoning. Class agrees/disagrees.

BB:



What is the connection between the top and bottom arrows?

25 min

Whole class activity
 Written on BB or use enlarged copy master or OHP
 At a good pace
 Reasoning, agreement, praising

Elicit that, e.g.
 $120 \times 3 \times 10 = 120 \times 30$
 $9600 \div 100 \div 6 = 9600 \div 600$
 etc.

5

PbY4a, page 61

Q.1 Read: Write a number in the box so that the statement is true.

Let's see how many of these you can do in 3 minutes! Write the results too if you have time. Start . . . now! . . . Stop!

Review at BB with whole class. Ps come to BB or dictate the missing numbers and give the results too. Class agrees/disagrees. Mistakes discussed and corrected.

Solution:

a) $27 \times 100 = 270 \times \boxed{10}$	b) $130 \times 100 = 13 \times \boxed{1000}$
$49 \times 100 = 4900 \times \boxed{1}$	$19 \times 1000 = 1900 \times \boxed{10}$
$60 \times 100 = 1000 \times \boxed{6}$	$160 \times 100 = 10 \times \boxed{1600}$
$34 \times 100 = 10 \times \boxed{340}$	$20 \times 1000 = 100 \times \boxed{200}$
$92 \times 100 = 920 \times \boxed{10}$	$17 \times 1000 = 170 \times \boxed{100}$

30 min

Individual work, monitored, helped
 Written on BB or use enlarged copy master or OHP
 Differentiation by time limit
 Reasoning, agreement, self-correcting, praising
 Extra praise if Ps do part b) correctly without help from T

Y4		<i>Lesson Plan 61</i>
Activity 6	<p>PbY4a, page 61</p> <p>Q.2 Read: <i>Do the operations in the correct order. Be careful with the brackets!</i></p> <p>Why do you have to be careful with the brackets? (Operations inside the brackets should be done first.)</p> <p>Set a time limit. Review at BB with whole class. Ps dictate to T. Class agrees/disagrees. Mistakes discussed and corrected.</p> <p><i>Solution:</i></p> <p>a) $700 + 300 \times 5 = 700 + 1500 = \underline{2200}$ $(700 + 300) \times 5 = 1000 \times 5 = \underline{5000}$</p> <p>b) $550 - 50 \times 9 = 550 - 450 = \underline{100}$ $(550 - 50) \times 9 = 500 \times 9 = \underline{4500}$</p> <p>c) $200 + 300 \times 40 = 200 + 12\,000 = \underline{12\,200}$ $(200 + 300) \times 40 = 500 \times 40 = \underline{20\,000}$</p> <p>d) $470 - 70 \times 5 = 470 - 350 = \underline{120}$ $(470 - 70) \times 5 = 400 \times 5 = \underline{2000}$</p> <p style="text-align: right;"><i>35 min</i></p>	<p style="text-align: center;">Notes</p> <p>Individual work, monitored (helped)</p> <p>Written on BB or SB or OHT</p> <p>Quick revision of order of operations (brackets first, then multiplication and division, then addition and subtraction from left to right)</p> <p>Differentiation by time limit</p> <p>Discussion, reasoning, agreement, self-correcting, praising</p> <p>Extra praise if Ps do part c) correctly</p> <p>Feedback for T</p>
7	<p>PbY4a, page 61</p> <p>Q.3 Read: <i>Fill in the missing quotients. Note how the dividends, divisors and quotients change.</i></p> <p>Set a time limit. Review at BB with whole class. Ps dictate to T. Class agrees/disagrees. Mistakes discussed and corrected.</p> <p>What did you notice? (e.g. if the dividend and divisor are increased by the same amount of times, the quotient is the same.)</p> <p><i>Solution:</i></p> <p>a) $18 \div 6 = \underline{3}$ $180 \div 60 = \underline{3}$ $1800 \div 600 = \underline{3}$ $180 \div 6 = \underline{30}$ $1800 \div 60 = \underline{30}$ $18\,000 \div 600 = \underline{30}$ $1800 \div 6 = \underline{300}$ $18\,000 \div 600 = \underline{30}$ $18\,000 \div 6000 = \underline{3}$</p> <p>b) $20 \div 4 = \underline{5}$ $200 \div 40 = \underline{5}$ $2000 \div 400 = \underline{5}$ $200 \div 4 = \underline{50}$ $2000 \div 40 = \underline{50}$ $20\,000 \div 400 = \underline{50}$ $2000 \div 4 = \underline{500}$ $20\,000 \div 40 = \underline{500}$ $20\,000 \div 4000 = \underline{5}$</p> <p style="text-align: right;"><i>40 min</i></p>	<p>Individual work, monitored (helped)</p> <p>Written on BB or SB or OHT</p> <p>Differentiation by time limit</p> <p>Discussion, reasoning, agreement, self-correcting, praising</p> <p>Feedback for T</p>
8	<p>PbY4a, page 61</p> <p>Q.4 a) Read: <i>Write how you estimate mentally, then do the multiplication. Compare the product with the estimated result.</i></p> <p>Ps can estimate by rounding to nearest 1000 or nearest 100.</p> <p>Review at BB with whole class. Ps come to BB or dictate to T, explaining reasoning. Class agrees/disagrees. Mistakes discussed and corrected.</p> <p><i>Solution:</i></p> <p>i) $2351 \times 6 = (14\,106)$</p> <p>E: $\boxed{2} \boxed{0} \boxed{0} \boxed{0} \times \boxed{6} = \boxed{1} \boxed{2} \boxed{0} \boxed{0} \boxed{0}$</p> <p>C: $\begin{array}{r} 2351 \\ \times 6 \\ \hline 14106 \end{array}$</p> <p>ii) $1278 \times 7 = (8946)$</p> <p>E: $\boxed{1} \boxed{0} \boxed{0} \boxed{0} \times \boxed{7} = \boxed{7} \boxed{0} \boxed{0} \boxed{0}$</p> <p>C: $\begin{array}{r} 1278 \\ \times 7 \\ \hline 8946 \end{array}$</p>	<p>Individual work, monitored (helped)</p> <p>Written on BB or use enlarged copy master or OHP</p> <p>Discussion, reasoning, agreement, self-correcting, praising</p> <p>Or estimate as:</p> $2351 \times 6 \approx 2400 \times 6 = 14\,400$ <p>Show long forms of multiplications too if Ps have difficulty understanding.</p>

Y4

Lesson Plan 61

Activity

8

(Continued)

b) Read: *Estimate, calculate then check the result in your exercise book.*

Discuss the easiest way of estimating, as conventional way would give $9000 \div 4$ or $8700 \div 4$, neither of which are easily done mentally. Agree that in this case it would be easier to round to the nearest 1000 (or 100) divisible by 4.

Ps come to BB to do the long division and checks. Rest of class works in *Ex. Bks.* Who used (remembers how to do) a short division? P comes to BB to show it, explaining reasoning.

Solution:

C:

	2	1	6	3	r 2
4	8	6	5	4	
-	8				
	0	6			
	-	4			
		2	5		
		-	2	4	
			1	4	
			-	1	2
					2

E: $8654 \div 4 \approx 8800 \div 4 = 2200$

Check:

	2	1	6	3
			\times	4
	8	6	5	2
			$+$	2
	8	6	5	4

 ✓

Notes

Whole class activity

Written on BB or use enlarged copy master or OHP

Discussion, agreement, praising

At a good pace

Reasoning, agreement, self-correcting, praising

or



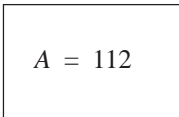
	2	1	6	3	r 2
4	8	6	5	4	
		2	1	2	

Check against estimate too.

$2163, r 2 \approx 2200$ ✓

(and with a calculator)

45 min

<p>Y4</p>	<p>R: Mental calculation C: Practice: multiplication and division E: <i>Problems</i></p>	<p style="text-align: right;"><i>Lesson Plan</i> 62</p>
<p>Activity 1</p> <p>Extension</p>	<p>Multiplication</p> <p>a) Who can suggest how to calculate the area of this rectangle? What units would you use? Elicit that the lengths of the sides are 8 units and 21 units, so the area will be in square units, or unit squares. Agree that we do not need to know the actual unit length (it could be 1 mm or 1 cm or 5 mm, etc.) to work out the area.</p> <p>BB:  If the diagram was this size, would it make any difference to how we would calculate the area? (No) </p> <p>Ps come to BB to work out area, or dictate to T: 21</p> <p>BB: $A = 21 \times 8 = 20 \times 8 + 8 = 160 + 8 = 168$ (square units)</p> <p>Who can write an operation for the length of the perimeter? Ps come to BB or dictate to T. Class agrees/disagrees. BB: e.g. $P = (21 + 8) \times 2 = 29 \times 2 = 30 \times 2 - 2 = 58$ (units)</p> <p>b) T has BB or SB already prepared. Imagine that we are working out the areas of other rectangles. Let's do each multiplication in two different ways. Ps come to BB or dictate to T. Class points out errors. Ps say which method they prefer and why.</p> <p>BB: i) $16 \times 9 = 10 \times 9 + 6 \times 9 = 90 + 54 = 144$, or $16 \times 9 = 16 \times 10 - 16 = 160 - 16 = 144$</p> <p>ii) $19 \times 9 = 10 \times 9 + 9 \times 9 = 90 + 81 = 171$, or $19 \times 9 = 20 \times 9 - 9 = 180 - 9 = 171$</p> <p>iii) $106 \times 9 = 100 \times 9 + 6 \times 9 = 900 + 54 = 954$, or $106 \times 9 = 106 \times 10 - 106 = 1060 - 106 = 954$</p> <p>iv) $160 \times 9 = 100 \times 9 + 60 \times 9 = 900 + 540 = 1440$, or $160 \times 9 = 160 \times 10 - 160 = 1600 - 160 = 1440$</p> <p>v) $25 \times 8 = 20 \times 8 + 5 \times 8 = 160 + 40 = 200$, or $25 \times 8 = 25 \times 10 - 25 \times 2 = 250 - 150 = 200$</p> <p>vi) $205 \times 8 = 200 \times 8 + 5 \times 8 = 1600 + 40 = 1640$, or $205 \times 8 = 205 \times 10 - 205 \times 2 = 2050 - 410 = 1640$</p> <p style="text-align: right;"><i>8 min</i></p>	<p style="text-align: center;">Notes</p> <p>Whole class activity Rectangles drawn on BB Discussion about units. Involve several Ps.</p> <p>or this size: $8 \begin{array}{ c } \hline \square \\ \hline \end{array}$ 21</p> <p>Agreement, praising</p> <p>Reasoning, agreement, praising</p> <p>Reasoning, agreement, praising</p> <p>Or T shows 1st example and Ps use as model for others. At a good pace Reasoning, agreement, praising Ps write in <i>Ex. Bks.</i> too.</p> <p>If these were actual rectangles and the units were the same as in a), which rectangle would be:</p> <ul style="list-style-type: none"> • almost the same shape as the rectangle in a)? (ii) • the longest and thinnest? (vi)
<p>2</p> <p>Extension</p>	<p>Division</p> <p>a) How long is the missing side of the rectangle? How can we work it out? Agree that again the actual size of each unit does not matter; the sides are in units and the area is in unit squares.</p> <p>BB:  Ps come to BB or dictate to T. e.g. $? = 112 \div 16 = 56 \div 8 = 7$ (units) or $112 \div 16 = (80 + 32) \div 16 = 5 + 2 = 7$</p> <p>Who can write an operation for the length of the perimeter? Ps come to BB or dictate to T. Class agrees/disagrees. BB: $P = (16 + 7) \times 2 = 23 \times 2 = 46$ (units)</p>	<p>Whole class activity Drawn on BB or SB or OHT</p> <p>Discussion, reasoning, agreement, praising</p> <p>Agreement, praising</p>

Y4		<i>Lesson Plan 62</i>																																										
Activity 2	<p>(Continued)</p> <p>b) T has BB or SB already prepared. Let's do these divisions. Ps come to BB or dictate to T, explaining reasoning. Class points out errors, or easier ways to calculate.</p> <p>BB: i) $160 \div 20 = 16 \div 2 = 8$ ii) $432 \div 4 = 400 \div 4 + 32 \div 4 = 100 + 8 = 108$ iii) $132 \div 3 = 120 \div 3 + 12 \div 3 = 40 + 4 = 44$, iv) $435 \div 5 = 400 \div 5 + 35 \div 5 = 80 + 7 = 87$ v) $659 \div 6 = 600 \div 6 + 54 \div 6 + 5 \div 6 = 100 + 9 + 0, r 5 = 109, r 5$</p> <p style="text-align: right;"><i>16 min</i></p>	<p style="text-align: center;">Notes</p> <p>At a good pace</p> <p>Reasoning, agreement, praising</p> <p>Is it possible that the dividends could be areas of rectangles and the divisors could be one of the sides? [Yes, but some would be very long rectangles! In v), length of a side would be 109 and 5 sixths (units)]</p>																																										
3	<p>What is the rule?</p> <p>Study the completed columns in the table. What could the rule be? Ps suggest different forms of the rule in words and class checks them. Let's complete the table. Ps come to BB to choose a column and write the missing numbers, explaining reasoning. Class agrees/disagrees. How can we write the rule in a mathematical way? Who agrees? Who can think of another way to write it? etc.</p> <p>BB:</p> <table border="1" style="width: 100%; border-collapse: collapse; text-align: center;"> <tr> <td><i>u</i></td><td>1</td><td>2</td><td>5</td><td>15</td><td>4</td><td>7</td><td>10</td><td>130</td><td>350</td><td>1400</td><td>5000</td><td>3700</td><td>0</td> </tr> <tr> <td><i>v</i></td><td>1</td><td>1</td><td>3</td><td>4</td><td>5</td><td>6</td><td>50</td><td>17</td><td>100</td><td>2200</td><td>1</td><td>0</td><td>1059</td> </tr> <tr> <td><i>w</i></td><td>3</td><td>5</td><td>13</td><td>34</td><td>13</td><td>20</td><td>70</td><td>277</td><td>800</td><td>5000</td><td>10 001</td><td>7400</td><td>1059</td> </tr> </table> <p style="text-align: center;"><i>Rule:</i> $w = 2 \times u + v$ $v = w - 2 \times u$ $u = (w - v) \div 2$</p> <p style="text-align: right;"><i>22 min</i></p>	<i>u</i>	1	2	5	15	4	7	10	130	350	1400	5000	3700	0	<i>v</i>	1	1	3	4	5	6	50	17	100	2200	1	0	1059	<i>w</i>	3	5	13	34	13	20	70	277	800	5000	10 001	7400	1059	<p>Whole class activity</p> <p>Drawn on BB or use enlarged copy master or OHP</p> <p>At a good pace</p> <p>Discussion, reasoning, agreement, praising</p> <p>(<i>v =</i> and <i>u =</i> might need T's help)</p>
<i>u</i>	1	2	5	15	4	7	10	130	350	1400	5000	3700	0																															
<i>v</i>	1	1	3	4	5	6	50	17	100	2200	1	0	1059																															
<i>w</i>	3	5	13	34	13	20	70	277	800	5000	10 001	7400	1059																															
4	<p>PbY4a, page 62</p> <p>Q.1 Read: <i>Do the calculations in the correct order and compare the results.</i></p> <p>Deal with one column of each part at a time. (These calculations require high concentration, so if Ps are struggling, change to whole class work.) Ps can do calculations in <i>Ex. Bks</i> and write interim results above operation signs in <i>Pbs</i>.</p> <p>Review at BB with whole class. Ps dictate results to T, explaining reasoning. Class agrees/disagrees. Mistakes discussed/corrected. Ps point out equal results and try to explain why they are equal (with T's help).</p> <p><i>Solution:</i></p> <p>a) $180 \times 6 - 5 = 1080 - 5 = 1075$ $(180 - 6) \times 5 = 174 \times 5 = 870$ $180 \times 5 - 6 = 900 - 6 = 894$ $(180 - 5) \times 6 = 175 \times 6 = 1050$ $180 \times 6 - 5 \times 6 = 1080 - 30 = 1050$ $180 - 6 \times 5 = 180 - 30 = 150$ $180 \times 5 - 6 \times 5 = 900 - 30 = 870$ $180 \times (6 - 5) = 180 \times 1 = 180$</p> <p>b) $200 \times 4 + 5 = 800 + 5 = 805$ $(200 + 4) \times 5 = 204 \times 5 = 1020$ $200 \times 5 + 4 = 1000 + 4 = 1004$ $(200 + 5) \times 4 = 205 \times 4 = 820$ $200 \times 5 + 4 \times 5 = 1000 + 20 = 1020$ $200 + 4 \times 5 = 200 + 20 = 220$ $200 \times 4 + 5 \times 4 = 800 + 20 = 820$ $200 \times (4 + 5) = 200 \times 9 = 1800$</p> <p style="text-align: right;"><i>28 min</i></p>	<p>Individual work, monitored, helped (or whole class activity)</p> <p>Written on BB or SB or OHT</p> <p>Discussion, reasoning, agreement, self-correction, praising</p> <p>Extra praise for Ps who did all the calculations independently and correctly!</p>																																										

Y4

Lesson Plan 62

Activity

7

Division practice

a) Before we do the division in your *Pbs*, let's try this one together.

BB: $8654 \div 4$

What should we do first? (Estimate result) Ps come to BB or dictate to T.

BB: *E*: $8654 \div 4 \approx 8400 \div 4 = 2100$

Who can come and do the calculation? Who agrees? Who can do it another way? How can we check it? e.g.

BB: $8654 \div 4 = 8000 \div 4 + 400 \div 4 + 200 \div 4 + 40 \div 4 + 14 \div 4$
 $= 2000 + 100 + 50 + 10 + 3, r 2$
 $= 2163, r 2$

or

	2	1	6	3
4	8	6	5	4
-	8			
	0	6		
	-	4		
		2	5	
	-	2	4	
			1	4
		-	1	2
				②

or

	2	1	6	3	r 2
4	8	6	5	4	
		2	1		

Check:

2	1	6	3
		×	4
8	6	5	2
		+	2
8	6	5	4

b) *PbY4a*, page 62

Q.4 How can we estimate this quotient? Ps suggest ways. e.g. rounding to multiples of 7: e.g. $6129 \div 7 \approx 7000 \div 7 = 1000$ or $5600 \div 7 = 800$, $6300 \div 7 = 900$, so $800 < q < 900$

Ps do calculation in *Pbs* (using long or short division) and check the result against estimate and with a multiplication.

Show me the result . . . now! (875, r 4)

P responding incorrectly comes to BB to do calculation, with help of class if necessary. What was your mistake? Who did the same? Who made a different mistake? etc. Deal with all mistakes.

Solution:

		8	7	5
7	6	1	2	9
-	5	6		
		5	2	
	-	4	9	
			3	9
			3	5
				4

E: $800 < q < 900$

Check:

	8	7	5
		×	7
6	1	2	5
		+	4
6	1	2	9

45 min

Notes

Whole class activity

Written on BB

Ps decide how to estimate and how to do calculation and check it.

At a good pace

Reasoning, agreement, praising any correct form of obtaining the quotient

Whole class discussion about estimate first.

Individual work, monitored

In unison

Reasoning, agreement, self-correction, praising

Or using short form.

Check could also be done with a calculator.)

Y4

R: Mental calculation
 C: **Multiplication and division**
 E: Problems

Lesson Plan 63

Activity

1

What is the rule?

Study the completed columns in the table. What can the rule be? Ask several Ps what they think. Agree on one form of the rule in words. (e.g. bottom row is 4 times the top row).

Let's complete the table. Ps come to BB to choose a column and write missing number, explaining reasoning. Class agrees/disagrees.

Who can write the rule in a mathematical way? Who agrees? Who can write it a different way? etc.

a) BB:

<i>a</i>	3	400	2018	500	90	443	1540	1	700	0
<i>P</i>	12	1600	8072	2000	360	1772	6160	4	2800	0

Rule: $P = 4 \times a$ $a = P \div 4$ ($P \div a = 4$)

If I said that the values in the table relate to a polygon, what do you think *a* and *P* could be? Ask several Ps what they think.

(The polygon is a square with sides *a* units. *P* is the perimeter of the square.) Is there a column in the table which is not needed? (Last column on RHS, as if $P = 0$, there is no square!)

b) BB:

<i>a</i>	2	40	360	5	1100	78	5400	1300	220	1
<i>b</i>	3	80	440	8	1900	122	600	1300	0	450
<i>P</i>	10	240	1600	26	6000	400	12 000	5200	440	902

Rule: $P = 2 \times a + 2 \times b$ $P = 2 \times (a + b)$ $P = (a + b) \times 2$
 $a = P \div 2 - b$ $b = P \div 2 - a$ ($P \div (a + b) = 2$)

What do you think the values in this table could be? Ask several Ps what they think.

(The polygon is a rectangle with shorter side *a* units and longer side *b* units. *P* is the perimeter of the rectangle.)

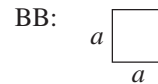
Study the table carefully. What do you notice? (In 3rd column from right, the values relate to a square. In 2nd column from right, $b = 0$, so *a* is only a line, not the side of a rectangle!)

10 min

Notes

Whole class activity
 Tables drawn on BB or use enlarged copy master or OHP
 At a good pace
 Reasoning, agreement, praising

Discussion, checking, agreement, praising

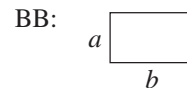


Extension What is its area? [$a \times a$ (or a^2) unit squares]

At a good pace
 Agreement, praising

With T's help in forming the rules

Discussion, checking, agreement, praising



Extension What is its area? [$a \times b$ unit squares]

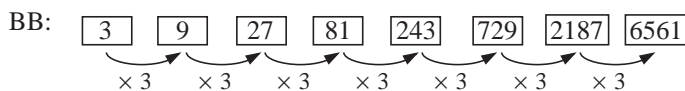
2

Sequences

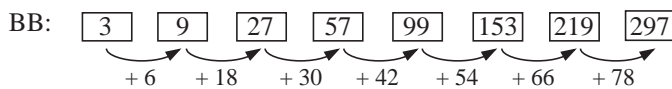
These are the first 3 terms of a sequence. BB: 3, 9, 27, ...

Let's continue the sequence using a different rule each time. Ps dictate to T or come to BB, explaining reasoning. Class points out errors.

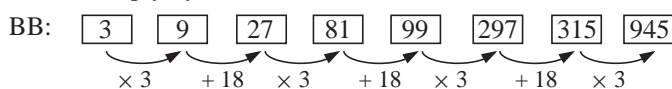
a) Rule: Each following term is 3 times the previous term.



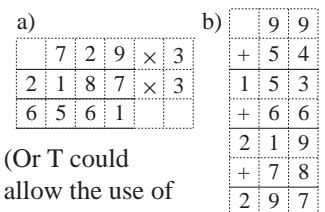
b) Rule: The difference between the terms is increasing by 12.



c) Rule: Multiply by 3, then add 18



Whole class activity
 Written on BB or use enlarged copy master or OHP
 Difficult calculations done in Ex. Bks or at side of BB
 Reasoning, agreement, praising
 BB: e.g.



(Or T could allow the use of calculators.)

Y4

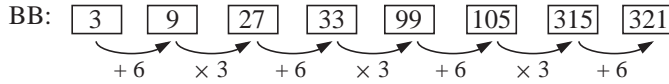
Lesson Plan 63

Activity

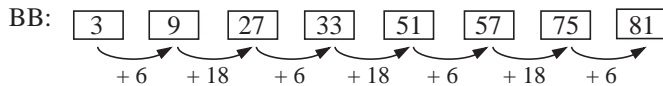
2

(Continued)

d) *Rule:* Add 6, then multiply by 3



e) *Rule:* Add 6, then add 18



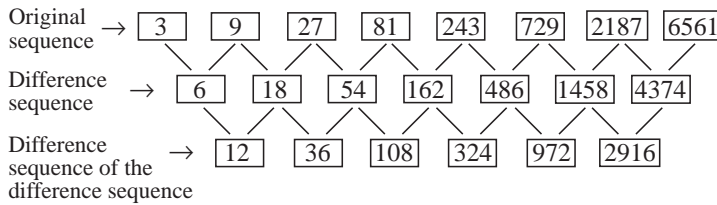
Extension

f) *Rule:* The difference between the terms is increasing by 3 times.

Ps first continue the sequence. Let's write the difference below each pair of terms as a check. What do you notice?

Elicit that the differences form another sequence with the same rule (i.e. the difference between terms is increasing by 3 times).

BB:



Do you notice anything else about the original sequence? (It is the same as the sequence in a.) Who can explain it? (If the terms of a sequence are increasing by 3 times, then their differences must also be increasing by 3 times.)

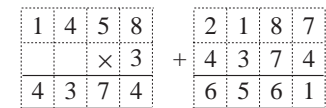
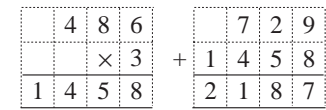
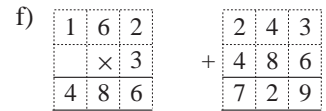
[N.B. It is important to make Ps understand from this activity that the first 3 terms of a sequence do not necessarily determine the rule!]

25 min

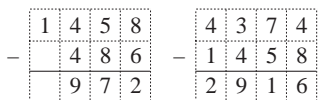
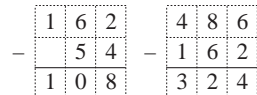
Notes

Parts d) and e) can be done mentally

BB: e.g.



$18 - 6 = 12$ $54 - 18 = 36$



Discussion, agreement, praising

3

PbY4a, page 63

Q.1 Read: Write a plan, calculate and check the result in your exercise book. Write the answer as a sentence below.

Set a time limit. Ps read questions themselves and solve in Ex. Bks. (Deal with one part at a time if class is not very able.)

Review at BB with whole class. Ps could show numerical results on scrap paper or slates on command. P who answers correctly explains to those who do not. Class agrees/disagrees. Mistakes discussed and corrected.

Solution:

a) Workmen are laying square floor tiles on the kitchen floor. They can fit 14 tiles along one side of the kitchen and 30 tiles along the adjoining side.

How many tiles are needed to cover the floor?

Plan: 30×14 (tiles)

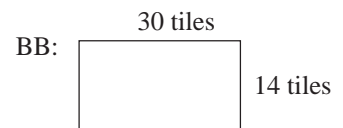
C: $30 \times 14 = 3 \times 140 = 300 + 120 = 420$

Answer: 420 tiles are needed to cover the floor.

Individual work, monitored, (helped)

Ps could show their plans on slates first.

Reasoning, agreement, self-correcting, praising



or

$30 \times 14 = 30 \times 10 + 30 \times 4$
 $= 300 + 120$
 $= 420$

Y4		<i>Lesson Plan 63</i>																
Activity 3	(Continued) b) Donna has 130 buttons and Liz has 4 times more. How many buttons does Liz have? <i>Plan:</i> D: 130 buttons L : 130×4 (buttons) <i>C:</i> $130 \times 4 = 400 + 120 = \underline{520}$ <i>Answer:</i> Liz has 520 buttons. c) How much money did the owner of the beehive collect if he stored 160 kg, which was 1 sixth of the honey, for feeding the bees during the winter? <i>Plan:</i> Stored: 1 sixth of the honey collected: 160 kg All the honey collected: $160 \text{ kg} \times 6$ <i>C:</i> $160 \times 6 = 600 + 360 = \underline{960}$ (kg) <i>Answer:</i> The owner collected 960 kg of honey.	Notes <i>Check:</i> <table border="1" style="display: inline-table; vertical-align: middle;"><tr><td></td><td>1</td><td>3</td><td>0</td></tr><tr><td>4</td><td>5</td><td>2</td><td>0</td></tr></table> ✓ <div style="text-align: center; margin-left: 100px;">1</div> <i>Check:</i> <table border="1" style="display: inline-table; vertical-align: middle;"><tr><td></td><td>1</td><td>6</td><td>0</td></tr><tr><td>6</td><td>9</td><td>6</td><td>0</td></tr></table> ✓ <div style="text-align: center; margin-left: 100px;">3</div>		1	3	0	4	5	2	0		1	6	0	6	9	6	0
	1	3	0															
4	5	2	0															
	1	6	0															
6	9	6	0															
4	PbY4a, page 63 Q.2 Read: Write your plan here. Do the calculation and check the result in your exercise book. Write the answer as a sentence here. Set a time limit. Ps read problems themselves and solve them. Review at BB with whole class. Ps come to BB to show solutions, explaining reasoning. Class agrees/disagrees. Mistakes discussed and corrected. <i>Solution:</i> a) Fred's age is 1 fifth of the age of his grandmother. How old is Fred if his grandmother is 65 years old? <i>Data:</i> G: 65 years F: 1 fifth of 65 years <i>Plan:</i> $65 \text{ years} \div 5$ <i>C:</i> $65 \div 5 = 50 \div 5 + 15 \div 5 = 10 + 3 = \underline{13}$ <i>Answer:</i> Fred is 13 years old. b) Bella has £720, which is 8 times as much as Paula has. How much does Paula have? <i>Data:</i> B: £720 = $8 \times P$ <i>Plan:</i> P: $£720 \div 8$ <i>C:</i> $£720 \div 8 = \underline{£90}$ <i>Answer:</i> Paula has £90. c) The farmer's wife packed 480 eggs into boxes which could hold 6 eggs. How many boxes did she need? <i>Plan:</i> $480 \text{ eggs} \div 6 \text{ eggs}$ <i>C:</i> $480 \div 6 = \underline{80}$ <i>Answer:</i> She needed 80 boxes. d) Diana left the country 210 days ago. How many weeks have gone by since then? <i>Plan:</i> 1 week = 7 days; $210 \text{ days} \div 7 \text{ days} = \underline{30}$ (times) <i>Answer:</i> 30 weeks have gone by.	Individual work, monitored, (helped) Deal with one at a time if Ps are not very able. Reasoning, agreement, self-correcting, praising <i>Check:</i> $13 \times 5 = 50 + 15 = 65$ ✓ <i>Check:</i> $90 \times 8 = 720$ ✓ <i>Check:</i> $80 \times 6 = 480$ ✓ <i>Check:</i> $30 \times 7 = 210$ ✓																

40 min

Y4			Lesson Plan 63
Activity			Notes
5	<p>PbY4a, page 63, Q.3</p> <p>Read: <i>Sam Snail was invited to his friend's house, which is 804 m from Sam's house. Sam left home at 8 am. He arrived after 11 am but before 12 noon.</i></p> <p>a) <i>What is the least number of metres that Sam could have gone every hour?</i></p> <p>How could we solve it? T asks several Ps what they think. Elicit that the <u>least</u> number of metres per hour would be at the slowest speed and take the longest time.</p> <p>Ps dictate to T or come to BB to explain reasoning. Class agrees/disagrees.</p> <p>BB: Start time: 8.00 am Distance travelled: 804 m If Sam arrived <u>at</u> 12 am, time taken is $12 - 8 = 4$ (hours) 4 hours \rightarrow 804 m, so every hour $\rightarrow 804 \text{ m} \div 4 = \underline{201 \text{ m}}$ <i>Answer:</i> The least number of metres Sam could have gone every hour is 201 m.</p> <p>Read: b) <i>What is the most number of metres that Sam could have gone every hour?</i></p> <p>How could we solve it? T asks several Ps what they think. Elicit that the <u>most</u> number of metres per hour would be at the fastest speed and take the shortest time.</p> <p>Ps dictate to T or come to BB to explain reasoning. Class agrees/disagrees.</p> <p>If Sam arrived <u>at</u> 11 am, time taken is $11 - 8 = 3$ (hours) 3 hours \rightarrow 804 m, so every hour $\rightarrow 804 \text{ m} \div 3 = \underline{268 \text{ m}}$ <i>Answer:</i> The most number of metres Sam could have gone every hour is 268 m.</p> <p>BUT Sam arrived <u>before</u> 12 noon and <u>after</u> 11 am. How could we show the answers to a) and b) correctly? Ps suggest ways. e.g.</p> <p>Let n be the number of metres Sam covered every hour. Then the number of metres Sam could have gone every hour is:</p> <p>BB: $201 \text{ m} < n < 268 \text{ m}$</p> <p style="text-align: right;"><i>45 min</i></p>		<p>Whole class activity (Or individual or paired trial first if Ps wish.)</p> <p>Discussion involving several Ps. T gives hints if Ps have no idea how to solve it.</p> <p>Demonstrate fast and slow speeds in the classroom if Ps have difficulty understanding.</p> <p>Reasoning, agreement, praising</p> <p>Discuss the fact that we can only work out Sam's <u>average</u> speed. (Sam could have moved at the same speed all the time, or moved faster in the first 2 hours and slower in the last hour if he was tired.)</p> <p>Extra praise if Ps point this out by themselves.</p> <p>Discussion, reasoning, agreement, praising</p>

<h1>Y4</h1>		<p><i>Lesson Plan 64</i></p>																																																																																																																																												
<p>Activity</p> <p>3</p>	<p>(Continued)</p> <p>e) $5040 \leq \square + 2000 < 10\,000 - 4955$</p> <p style="text-align: right; margin-right: 100px;">⁵⁰⁴⁵</p> <p>$3040 \leq \square < 3045$ (by subtracting 2000 from each part)</p> <p>\square: 3040, 3041, 3042, 3043, 3044 (or, e.g. 3042 and a half, etc.)</p> <p style="text-align: right;"><i>20 min</i></p>	<p>Notes</p> <p>Ps suggest what to do first and how to continue.</p> <p>T helps only if Ps are stuck.</p> <p>Reasoning, agreement, checking, praising</p>																																																																																																																																												
<p>4</p>	<p>Divisibility</p> <p>BB: 57, 2048, 1610, 4955, 2666, 5000, 439, 605, 7340, 9932</p> <p>Which of these numbers are divisible by:</p> <p>a) 5 (1610, 4955, 5000, 605, 7340) [units digit 0 or 5]</p> <p>b) 2 (2048, 1610, 2666, 5000, 7340, 9932) [units digit even]</p> <p>c) 2 <u>and</u> 5 (1610, 5000, 7340) [units digit 0]</p> <p>d) 2 <u>or</u> 5 (2048, 1610, 4955, 2666, 5000, 605, 7340, 9932) [units digit even or 5]</p> <p>e) 10? (same as part c)</p> <p style="text-align: right;"><i>25 min</i></p>	<p>Whole class activity</p> <p>Written on BB or SB or OHT</p> <p>Ps dictate to T in unison or come to BB to list numbers.</p> <p>Elicit the 'rule' for each case.</p> <p>Ps can suggest other numbers for each part too.</p> <p>Agreement, praising</p> <p>Feedback for T</p>																																																																																																																																												
<p>5</p>	<p>PbY4a, page 64</p> <p>Q.1 Read: <i>Estimate in your head first, then do the multiplication.</i></p> <p>Set a time limit. Review at BB with whole class. Ps come to BB or dictate to T, explaining reasoning. If problems, ask Ps to explain using place values.</p> <p>(e.g. '6 times 7U = 42U = 4T + 2U; I write 2 in the units column answer and write 4 below the tens column', etc.)</p> <p>Mistakes discussed and corrected. Discuss other forms of multiplication too, e.g. horizontal and long multiplication.</p> <p><i>Solution:</i></p> <p>a) <table style="display: inline-table; border-collapse: collapse; margin-right: 10px;"> <tr><td style="border: 1px dashed black; padding: 2px;">8</td><td style="border: 1px dashed black; padding: 2px;">9</td><td style="border: 1px dashed black; padding: 2px;">7</td></tr> <tr><td></td><td style="border: 1px dashed black; padding: 2px;">×</td><td style="border: 1px dashed black; padding: 2px;">6</td></tr> <tr><td style="border: 1px dashed black; padding: 2px;">5</td><td style="border: 1px dashed black; padding: 2px;">3</td><td style="border: 1px dashed black; padding: 2px;">8</td></tr> <tr><td></td><td style="border: 1px dashed black; padding: 2px;">5</td><td style="border: 1px dashed black; padding: 2px;">4</td></tr> </table> <table style="display: inline-table; border-collapse: collapse; margin-right: 10px;"> <tr><td style="border: 1px dashed black; padding: 2px;">5</td><td style="border: 1px dashed black; padding: 2px;">0</td><td style="border: 1px dashed black; padding: 2px;">7</td></tr> <tr><td></td><td style="border: 1px dashed black; padding: 2px;">×</td><td style="border: 1px dashed black; padding: 2px;">9</td></tr> <tr><td style="border: 1px dashed black; padding: 2px;">4</td><td style="border: 1px dashed black; padding: 2px;">5</td><td style="border: 1px dashed black; padding: 2px;">6</td></tr> <tr><td></td><td style="border: 1px dashed black; padding: 2px;">6</td><td></td></tr> </table> <table style="display: inline-table; border-collapse: collapse; margin-right: 10px;"> <tr><td style="border: 1px dashed black; padding: 2px;">5</td><td style="border: 1px dashed black; padding: 2px;">1</td><td style="border: 1px dashed black; padding: 2px;">6</td></tr> <tr><td></td><td style="border: 1px dashed black; padding: 2px;">×</td><td style="border: 1px dashed black; padding: 2px;">8</td></tr> <tr><td style="border: 1px dashed black; padding: 2px;">4</td><td style="border: 1px dashed black; padding: 2px;">1</td><td style="border: 1px dashed black; padding: 2px;">8</td></tr> <tr><td></td><td style="border: 1px dashed black; padding: 2px;">1</td><td style="border: 1px dashed black; padding: 2px;">4</td></tr> </table> <table style="display: inline-table; border-collapse: collapse;"> <tr><td style="border: 1px dashed black; padding: 2px;">4</td><td style="border: 1px dashed black; padding: 2px;">7</td><td style="border: 1px dashed black; padding: 2px;">6</td></tr> <tr><td></td><td style="border: 1px dashed black; padding: 2px;">×</td><td style="border: 1px dashed black; padding: 2px;">7</td></tr> <tr><td style="border: 1px dashed black; padding: 2px;">3</td><td style="border: 1px dashed black; padding: 2px;">3</td><td style="border: 1px dashed black; padding: 2px;">3</td></tr> <tr><td></td><td style="border: 1px dashed black; padding: 2px;">5</td><td style="border: 1px dashed black; padding: 2px;">4</td></tr> </table> <p>b) <table style="display: inline-table; border-collapse: collapse; margin-right: 10px;"> <tr><td style="border: 1px dashed black; padding: 2px;">3</td><td style="border: 1px dashed black; padding: 2px;">1</td><td style="border: 1px dashed black; padding: 2px;">0</td><td style="border: 1px dashed black; padding: 2px;">6</td></tr> <tr><td></td><td style="border: 1px dashed black; padding: 2px;">×</td><td style="border: 1px dashed black; padding: 2px;">3</td><td></td></tr> <tr><td style="border: 1px dashed black; padding: 2px;">9</td><td style="border: 1px dashed black; padding: 2px;">3</td><td style="border: 1px dashed black; padding: 2px;">1</td><td style="border: 1px dashed black; padding: 2px;">8</td></tr> <tr><td></td><td style="border: 1px dashed black; padding: 2px;">1</td><td></td><td></td></tr> </table> <table style="display: inline-table; border-collapse: collapse; margin-right: 10px;"> <tr><td style="border: 1px dashed black; padding: 2px;">4</td><td style="border: 1px dashed black; padding: 2px;">0</td><td style="border: 1px dashed black; padding: 2px;">5</td><td style="border: 1px dashed black; padding: 2px;">7</td></tr> <tr><td></td><td style="border: 1px dashed black; padding: 2px;">×</td><td style="border: 1px dashed black; padding: 2px;">2</td><td></td></tr> <tr><td style="border: 1px dashed black; padding: 2px;">8</td><td style="border: 1px dashed black; padding: 2px;">1</td><td style="border: 1px dashed black; padding: 2px;">1</td><td style="border: 1px dashed black; padding: 2px;">4</td></tr> <tr><td></td><td style="border: 1px dashed black; padding: 2px;">1</td><td></td><td></td></tr> </table> <table style="display: inline-table; border-collapse: collapse; margin-right: 10px;"> <tr><td style="border: 1px dashed black; padding: 2px;">1</td><td style="border: 1px dashed black; padding: 2px;">3</td><td style="border: 1px dashed black; padding: 2px;">5</td><td style="border: 1px dashed black; padding: 2px;">6</td></tr> <tr><td></td><td style="border: 1px dashed black; padding: 2px;">×</td><td style="border: 1px dashed black; padding: 2px;">7</td><td></td></tr> <tr><td style="border: 1px dashed black; padding: 2px;">9</td><td style="border: 1px dashed black; padding: 2px;">4</td><td style="border: 1px dashed black; padding: 2px;">9</td><td style="border: 1px dashed black; padding: 2px;">2</td></tr> <tr><td></td><td style="border: 1px dashed black; padding: 2px;">2</td><td style="border: 1px dashed black; padding: 2px;">3</td><td style="border: 1px dashed black; padding: 2px;">4</td></tr> </table> <table style="display: inline-table; border-collapse: collapse;"> <tr><td style="border: 1px dashed black; padding: 2px;">5</td><td style="border: 1px dashed black; padding: 2px;">6</td><td style="border: 1px dashed black; padding: 2px;">3</td><td style="border: 1px dashed black; padding: 2px;">4</td></tr> <tr><td></td><td style="border: 1px dashed black; padding: 2px;">×</td><td style="border: 1px dashed black; padding: 2px;">5</td><td></td></tr> <tr><td style="border: 1px dashed black; padding: 2px;">2</td><td style="border: 1px dashed black; padding: 2px;">8</td><td style="border: 1px dashed black; padding: 2px;">1</td><td style="border: 1px dashed black; padding: 2px;">7</td></tr> <tr><td></td><td style="border: 1px dashed black; padding: 2px;">3</td><td style="border: 1px dashed black; padding: 2px;">1</td><td style="border: 1px dashed black; padding: 2px;">2</td></tr> </table> <p>or, e.g.</p> <p>$1356 \times 7 = 7000 + 2100 + 350 + 42 = 9100 + 392 = \underline{9492}$</p> <p style="text-align: right;"><i>32 min</i></p> </p></p>	8	9	7		×	6	5	3	8		5	4	5	0	7		×	9	4	5	6		6		5	1	6		×	8	4	1	8		1	4	4	7	6		×	7	3	3	3		5	4	3	1	0	6		×	3		9	3	1	8		1			4	0	5	7		×	2		8	1	1	4		1			1	3	5	6		×	7		9	4	9	2		2	3	4	5	6	3	4		×	5		2	8	1	7		3	1	2	<p>Individual work, monitored (helped)</p> <p>Written on BB or use enlarged copy master or OHP</p> <p>Differentiation by time limit.</p> <p>Ps say estimate before dictating or writing the calculation.</p> <p>Reasoning, agreement, self-correcting, praising</p> <p>Show other forms on BB,</p> <p>e.g. <table style="border-collapse: collapse; margin-left: 20px;"> <tr><td style="border: 1px dashed black; padding: 2px;">1</td><td style="border: 1px dashed black; padding: 2px;">3</td><td style="border: 1px dashed black; padding: 2px;">5</td><td style="border: 1px dashed black; padding: 2px;">6</td></tr> <tr><td></td><td style="border: 1px dashed black; padding: 2px;">×</td><td style="border: 1px dashed black; padding: 2px;">7</td><td></td></tr> <tr><td></td><td style="border: 1px dashed black; padding: 2px;">4</td><td style="border: 1px dashed black; padding: 2px;">2</td><td></td></tr> <tr><td></td><td style="border: 1px dashed black; padding: 2px;">3</td><td style="border: 1px dashed black; padding: 2px;">5</td><td style="border: 1px dashed black; padding: 2px;">0</td></tr> <tr><td></td><td style="border: 1px dashed black; padding: 2px;">2</td><td style="border: 1px dashed black; padding: 2px;">1</td><td style="border: 1px dashed black; padding: 2px;">0</td></tr> <tr><td style="border: 1px dashed black; padding: 2px;">+</td><td style="border: 1px dashed black; padding: 2px;">7</td><td style="border: 1px dashed black; padding: 2px;">0</td><td style="border: 1px dashed black; padding: 2px;">0</td></tr> <tr><td style="border: 1px dashed black; padding: 2px;">9</td><td style="border: 1px dashed black; padding: 2px;">4</td><td style="border: 1px dashed black; padding: 2px;">9</td><td style="border: 1px dashed black; padding: 2px;">2</td></tr> </table></p>	1	3	5	6		×	7			4	2			3	5	0		2	1	0	+	7	0	0	9	4	9	2
8	9	7																																																																																																																																												
	×	6																																																																																																																																												
5	3	8																																																																																																																																												
	5	4																																																																																																																																												
5	0	7																																																																																																																																												
	×	9																																																																																																																																												
4	5	6																																																																																																																																												
	6																																																																																																																																													
5	1	6																																																																																																																																												
	×	8																																																																																																																																												
4	1	8																																																																																																																																												
	1	4																																																																																																																																												
4	7	6																																																																																																																																												
	×	7																																																																																																																																												
3	3	3																																																																																																																																												
	5	4																																																																																																																																												
3	1	0	6																																																																																																																																											
	×	3																																																																																																																																												
9	3	1	8																																																																																																																																											
	1																																																																																																																																													
4	0	5	7																																																																																																																																											
	×	2																																																																																																																																												
8	1	1	4																																																																																																																																											
	1																																																																																																																																													
1	3	5	6																																																																																																																																											
	×	7																																																																																																																																												
9	4	9	2																																																																																																																																											
	2	3	4																																																																																																																																											
5	6	3	4																																																																																																																																											
	×	5																																																																																																																																												
2	8	1	7																																																																																																																																											
	3	1	2																																																																																																																																											
1	3	5	6																																																																																																																																											
	×	7																																																																																																																																												
	4	2																																																																																																																																												
	3	5	0																																																																																																																																											
	2	1	0																																																																																																																																											
+	7	0	0																																																																																																																																											
9	4	9	2																																																																																																																																											

Y4

Lesson Plan 64

Activity

6

PbY4a, page 64

Q.2 Read: *Estimate in your head first, then do the division. Check your result.*

Set a time limit. Elicit that results can be checked with a multiplication.

Review at BB with whole class. Ps come to BB or dictate to T, saying estimate and explaining reasoning. If problems, ask Ps to explain using place values. Accept any form of division.

Mistakes discussed and corrected. Discuss and show other forms of division if not used by Ps. (horizontal, short division)

$$\begin{aligned} \text{e.g. } 3856 \div 6 &= 3600 \div 6 + 240 \div 6 + 16 \div 6 \\ &= 600 + 40 + 2, \text{ r } 4 = 642, \text{ r } 4 \end{aligned}$$

Solution:

a)	<table border="1"><tr><td></td><td>2</td><td>2</td><td>6</td></tr><tr><td>3</td><td>6</td><td>7</td><td>8</td></tr><tr><td>-</td><td>6</td><td></td><td></td></tr><tr><td></td><td>0</td><td>7</td><td></td></tr><tr><td></td><td>-</td><td>6</td><td></td></tr><tr><td></td><td></td><td>1</td><td>8</td></tr><tr><td></td><td></td><td>-</td><td>1 8</td></tr><tr><td></td><td></td><td></td><td>0</td></tr></table>		2	2	6	3	6	7	8	-	6				0	7			-	6				1	8			-	1 8				0	<table border="1"><tr><td></td><td>1</td><td>1</td><td>5</td><td>7</td></tr><tr><td>3</td><td>3</td><td>4</td><td>7</td><td>2</td></tr><tr><td>-</td><td>3</td><td></td><td></td><td></td></tr><tr><td></td><td>0</td><td>4</td><td></td><td></td></tr><tr><td></td><td>-</td><td>3</td><td></td><td></td></tr><tr><td></td><td></td><td>1</td><td>7</td><td></td></tr><tr><td></td><td></td><td>-</td><td>1 5</td><td></td></tr><tr><td></td><td></td><td></td><td>2</td><td>2</td></tr><tr><td></td><td></td><td></td><td>-</td><td>2 1</td></tr><tr><td></td><td></td><td></td><td></td><td>①</td></tr></table>		1	1	5	7	3	3	4	7	2	-	3					0	4				-	3					1	7				-	1 5					2	2				-	2 1					①	<table border="1"><tr><td></td><td></td><td>6</td><td>4</td><td>2</td></tr><tr><td>6</td><td>3</td><td>8</td><td>5</td><td>6</td></tr><tr><td>-</td><td></td><td>3</td><td>6</td><td></td></tr><tr><td></td><td></td><td>2</td><td>5</td><td></td></tr><tr><td></td><td></td><td>-</td><td>2 4</td><td></td></tr><tr><td></td><td></td><td></td><td>1</td><td>6</td></tr><tr><td></td><td></td><td></td><td>-</td><td>1 2</td></tr><tr><td></td><td></td><td></td><td></td><td>④</td></tr></table>			6	4	2	6	3	8	5	6	-		3	6				2	5				-	2 4					1	6				-	1 2					④	<i>Checks:</i> $\begin{array}{r} 226 \times 3 \\ \hline 678 \end{array}$ $\begin{array}{r} 1157 \times 3 \\ \hline 3471 \\ +1 \\ \hline 3472 \end{array}$ $\begin{array}{r} 642 \times 6 \\ \hline 3852 \\ +4 \\ \hline 3856 \end{array}$
	2	2	6																																																																																																																											
3	6	7	8																																																																																																																											
-	6																																																																																																																													
	0	7																																																																																																																												
	-	6																																																																																																																												
		1	8																																																																																																																											
		-	1 8																																																																																																																											
			0																																																																																																																											
	1	1	5	7																																																																																																																										
3	3	4	7	2																																																																																																																										
-	3																																																																																																																													
	0	4																																																																																																																												
	-	3																																																																																																																												
		1	7																																																																																																																											
		-	1 5																																																																																																																											
			2	2																																																																																																																										
			-	2 1																																																																																																																										
				①																																																																																																																										
		6	4	2																																																																																																																										
6	3	8	5	6																																																																																																																										
-		3	6																																																																																																																											
		2	5																																																																																																																											
		-	2 4																																																																																																																											
			1	6																																																																																																																										
			-	1 2																																																																																																																										
				④																																																																																																																										
b)	<table border="1"><tr><td></td><td></td><td>9</td><td>9</td></tr><tr><td>5</td><td>4</td><td>9</td><td>7</td></tr><tr><td>-</td><td></td><td>4</td><td>5</td></tr><tr><td></td><td></td><td>4</td><td>7</td></tr><tr><td></td><td></td><td>-</td><td>4 5</td></tr><tr><td></td><td></td><td></td><td>②</td></tr></table>			9	9	5	4	9	7	-		4	5			4	7			-	4 5				②	<table border="1"><tr><td></td><td></td><td>8</td><td>6</td></tr><tr><td>7</td><td>6</td><td>0</td><td>2</td></tr><tr><td>-</td><td></td><td>5</td><td>6</td></tr><tr><td></td><td></td><td>4</td><td>2</td></tr><tr><td></td><td></td><td>-</td><td>4 2</td></tr><tr><td></td><td></td><td></td><td>0</td></tr></table>			8	6	7	6	0	2	-		5	6			4	2			-	4 2				0	<table border="1"><tr><td></td><td></td><td>5</td><td>7</td><td>6</td></tr><tr><td>7</td><td>4</td><td>0</td><td>3</td><td>6</td></tr><tr><td>-</td><td></td><td>3</td><td>5</td><td></td></tr><tr><td></td><td></td><td>5</td><td>3</td><td></td></tr><tr><td></td><td></td><td>-</td><td>4 9</td><td></td></tr><tr><td></td><td></td><td></td><td>4</td><td>6</td></tr><tr><td></td><td></td><td></td><td>-</td><td>4 2</td></tr><tr><td></td><td></td><td></td><td></td><td>④</td></tr></table>			5	7	6	7	4	0	3	6	-		3	5				5	3				-	4 9					4	6				-	4 2					④	$\begin{array}{r} 99 \times 5 \\ \hline 495 \\ +2 \quad 86 \times 7 \\ \hline 497 \quad 602 \\ \hline 576 \times 7 \\ \hline 4032 \\ +4 \\ \hline 4036 \end{array}$																																		
		9	9																																																																																																																											
5	4	9	7																																																																																																																											
-		4	5																																																																																																																											
		4	7																																																																																																																											
		-	4 5																																																																																																																											
			②																																																																																																																											
		8	6																																																																																																																											
7	6	0	2																																																																																																																											
-		5	6																																																																																																																											
		4	2																																																																																																																											
		-	4 2																																																																																																																											
			0																																																																																																																											
		5	7	6																																																																																																																										
7	4	0	3	6																																																																																																																										
-		3	5																																																																																																																											
		5	3																																																																																																																											
		-	4 9																																																																																																																											
			4	6																																																																																																																										
			-	4 2																																																																																																																										
				④																																																																																																																										

40 min

Notes

Individual work, monitored, helped

Written on BB or use enlarged copy master or OHP

Reasoning, agreement, self-correction, praising

Feedback for T

or

		6	4	2
6	3	8	5	6
-				
		2	1	④

Ask several Ps which method they like best and why.

7

PbY4a, page 64, Q.3

Read: *Write the operation here. Estimate in your head, then do the calculation in your exercise book. Write the result again here.*

P reads question to class. Ps do calculation in *Ex. Bks.* and show result on scrap paper or slates on command. P who responds correctly explains to those who do not. Who agrees? Who did it another way? etc. Deal with all methods. Mistakes discussed and corrected.

Solution:

a) *What is four times as much as three times 675?* (8100)

$$\begin{aligned} \text{e.g. } 675 \times 3 \times 4 &= 675 \times 12 = 675 \times 10 + 675 \times 2 \\ &= 6750 + 1350 = \underline{8100} \end{aligned}$$

b) *What is nine times as much as twice 591?* (10 638)

$$\begin{aligned} \text{e.g. } 591 \times 2 \times 9 &= 1182 \times 9 = 11820 - 1182 = 10720 - 82 \\ &= \underline{10638} \end{aligned}$$

c) *What is half of 1 fifth of 3720?* (372)

$$\text{e.g. } 3720 \div 5 \div 2 = 3720 \div 10 = \underline{372}$$

45 min

Whole class activity

(or individual work, monitored, helped and reviewed at BB)

Results shown in unison

Reasoning, agreement, self-correction, praising

or, e.g.

a)

	6	7	5	×	3	
	2	0	2	5	×	4
	8	1	0	0		

b)

	5	9	1
		×	2
1	1	8	2
			1

	1	1	8	2	
		×	9		
1	0	6	3	8	
			1	7	1

c)

		7	4	4
5	3	7	2	0
		2	2	

	3	7	2
2	7	4	4
		1	

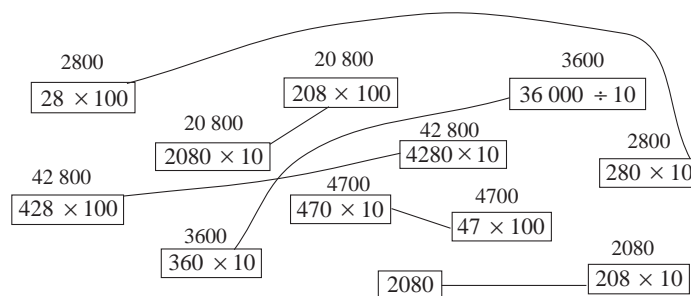
Y4**Lesson Plan
65****Activity****Notes**

Calculation practice, revision, activities, consolidation
PbY4a, page 65

Solutions:

- Q.1 a) $21 \div 7 = \underline{3}$ $210 \div 70 = \underline{3}$ $2100 \div 700 = \underline{3}$
 $210 \div 7 = \underline{30}$ $2100 \div 70 = \underline{30}$ $21\ 000 \div 700 = \underline{30}$
 $2100 \div 7 = \underline{300}$ $21\ 000 \div 70 = \underline{300}$ $21\ 000 \div 7000 = \underline{3}$
- b) $20 \div 5 = \underline{4}$ $200 \div 50 = \underline{4}$ $2000 \div 500 = \underline{4}$
 $200 \div 5 = \underline{40}$ $2000 \div 50 = \underline{40}$ $20\ 000 \div 500 = \underline{40}$
 $2000 \div 5 = \underline{400}$ $20\ 000 \div 50 = \underline{400}$ $20\ 000 \div 5000 = \underline{4}$

Q.2



- Q.3 a) Each day: $45 \text{ min} \times 7 = \underline{315 \text{ min}}$
 b) Each week (5 school days): $315 \text{ min} \times 5 = \underline{1575 \text{ min}}$
 c) In 12 weeks: $1575 \times 12 = 15750 + 3150 = \underline{18\ 900 \text{ (min)}}$
- Q.4 a) Distance between 75 poles: $53 \text{ m} \times \underline{74}$ (as only 74 gaps!)
 $53 \times 74 = 50 \times 74 + 3 \times 74 = 5 \times 740 + 3 \times 74$
 $= 3700 + 222 = \underline{3922 \text{ (m)}}$
- b) First take off the eldest son's extra £100:
 $\pounds 10\ 000 - \pounds 100 = \pounds 9900$, which is then divided equally.
 $\pounds 9900 \div 3 = \pounds 3300$, so the two other sons each got £3300.
 The eldest received $\pounds 3300 + \pounds 100 = \underline{\pounds 3400}$.
- Q.5 a) $13 \times 1000 = 130 \times \underline{100}$ b) $560 \times 10 = 2300 + \underline{3300}$
 $2500 \times 10 = 100 \times \underline{250}$ $29 \times 100 = 3000 - \underline{100}$
 $40 \times 100 = 1000 \times \underline{4}$ $17\ 000 \div 100 = 10 \times \underline{17}$

<h1>Y4</h1>	<p>R: Mental calculation C: Revision and practice E: <i>Problems</i></p>	<h2 style="text-align: center;">Lesson Plan 66</h2>															
<p>Activity</p> <p style="text-align: center;">1</p>	<p>Missing digits</p> <p>Which numbers can be written instead of the letters? Ps come to BB or dictate to T, explaining reasoning. Class agrees/disagrees.</p> <p>BB:</p> <p>a) Rounded to the nearest 10, it is 5430.</p> <p style="text-align: center;"> $5\ 4\ 3\ a$ $5\ 4\ b\ 5$ $5\ c\ 3\ 4$ $d\ 4\ 2\ 8$ $5\ 4\ e\ 4$ (a: 0, 1, 2, 3, 4) (b = 2) (c = 4) (d = 5) (e = 3) </p> <p>b) Rounded to the nearest 100, it is 7800.</p> <p style="text-align: center;"> $7\ 8\ 5\ a$ $7\ 8\ b\ 9$ $7\ c\ 5\ 2$ $d\ 7\ 8\ 9$ $7\ 7\ e\ 0$ (-) (b: 0, 1, 2, 3, 4) (c = 7) (d = 7) (e: 5, 6, 7, 8, 9) </p> <p>c) Rounded to the nearest 1000, it is 9000.</p> <p style="text-align: center;"> $9\ 3\ 7\ a$ $8\ 5\ b\ 0$ $9\ c\ 9\ 9$ $d\ 5\ 0\ 0$ $e\ 4\ 9\ 9$ (a: 0 to 9) (b: 0 to 9) (c: 0, 1, 2, 3, 4) (d = 8) (e = 9) </p> <p style="text-align: right;"><i>6 min</i></p>	<p style="text-align: center;">Notes</p> <p>Whole class activity</p> <p>Written on BB or SB or OHT</p> <p>At a good pace</p> <p>Reasoning, agreement, praising</p> <p>Feedback for T</p> <p>Draw relevant segments of the number line for one or two of the numbers.</p>															
<p style="text-align: center;">2</p>	<p>4-digit numbers</p> <p>a) Let's list 4-digit numbers which have 4 as the sum of their digits.</p> <p>Ps come to BB or dictate to T. Class checks that the numbers are correct and that there are no duplications.</p> <p>BB: 1003, 1012, 1021, 1030, 1102, 1111, 1120, 1201, 1210, 1300; 2002, 2011, 2020, 2101, 2110, 2200; 3001, 3010, 3100</p> <p>b) Let's list 4-digit numbers which have 6 as the product of their digits.</p> <p>Ps come to BB or dictate to T. Class checks that the numbers are correct and that there are no duplications.</p> <p>BB: 1116, 1161, 1611, 6111; 1123, 1132, 1213, 1231, 1312, 1321, 2113, 2131, 2311, 3112, 3121, 3211</p> <p style="text-align: right;"><i>14 min</i></p>	<p>Whole class activity</p> <p>Encourage logical listing, e.g. in increasing order, as it makes the task easier.</p> <p>At a good pace</p> <p>Agreement, praising</p> <p>T could have complete list already prepared on SB or OHT to check whether Ps have missed any.</p>															
<p style="text-align: center;">3</p>	<p>Sets</p> <p>Let's put the natural numbers between 2000 and 2020 in the correct set. What is a <u>natural</u> number? (positive, whole number)</p> <p>Ps can do calculations in <i>Ex. Bks</i> first before coming to BB to write a number. Class points out errors.</p> <p>BB:</p> <div style="text-align: center;"> </div> <ul style="list-style-type: none"> • How many numbers are in Set A but not in Set B? (6) What can you say about them? (They are divisible by 3 but not by 5.) • How many numbers are in Set B but not in Set A? (2) What can you say about them? (They are divisible by 5 but not by 3.) • Where is the <u>intersection</u> of Set A and Set B? P comes out to BB to point. What can you say about the number in it? (It is a multiple of 3 and also of 5.) What other number <u>must</u> it be a multiple of? (15) <p style="text-align: right;"><i>16 min</i></p>	<p>Whole class activity</p> <p>Drawn on BB or use enlarged copy master or OHP</p> <p>Or Ps have copies of copy master on desks to try it out first individually, then dictate their results to T.</p> <p>Reasoning, agreement, praising</p> <p>Elicit that only one calculation needs to be done:</p> <div style="text-align: center;"> <table border="1" style="border-collapse: collapse;"> <tr> <td style="width: 20px; height: 20px;"></td> <td style="width: 20px; height: 20px;"></td> <td style="width: 20px; height: 20px; text-align: center;">6</td> <td style="width: 20px; height: 20px; text-align: center;">6</td> <td style="width: 20px; height: 20px; text-align: center;">7</td> </tr> <tr> <td style="width: 20px; height: 20px; text-align: center;">3</td> <td style="width: 20px; height: 20px; text-align: center;">2</td> <td style="width: 20px; height: 20px; text-align: center;">0</td> <td style="width: 20px; height: 20px; text-align: center;">0</td> <td style="width: 20px; height: 20px; text-align: center;">1</td> </tr> <tr> <td colspan="2"></td> <td colspan="2" style="text-align: center;">2</td> <td></td> </tr> </table> </div> <p>as every 3rd number after 2001 must be a multiple of 3, and multiples of 5 have units digit 5 or 0.</p>			6	6	7	3	2	0	0	1			2		
		6	6	7													
3	2	0	0	1													
		2															

Y4

Lesson Plan 66

Activity

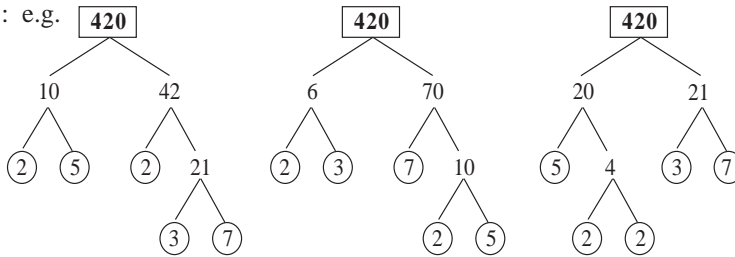
4

Factorisation

Let's factorise 420 in different ways and write it as the product of its prime factors. What should we do first? (Choose 2 factors, e.g. 10 and 42) Then what should we do? (Draw a diagram.) Ps come to BB to write factors, circling the prime factors. Class agrees/disagrees.

Repeat for two other pairs of factors suggested by Ps. Agree that all three diagrams end up with the same prime factors.

BB: e.g.



Who can come and write the multiplication? Class checks that the product is 420.

BB: $420 = 2 \times 2 \times 3 \times 5 \times 7$

Now let's list all the factors of 420. Let's do it logically. Ps dictate the pairs of factors in order, starting at 1×420 and using the prime factors to help them. T writes on BB (e.g. 1 on LHS and 420 on RHS, or paired vertically as below).

BB: Factors of 420:

1, 2, 3, 4, 5, 6, 7, 10, 12, 14, 15, 20
420, 210, 140, 105, 84, 70, 60, 42, 35, 30, 28, 21

25 min

Notes

Whole class activity

Ps decide what to do and choose the pairs of factors.

T helps only if Ps are stuck.

Ps draw diagrams in *Ex. Bks* if they wish.

BB: Prime factors of 420

2, 2, 3, 5, 7

Agreement, checking, praising

Or Ps could write factors in *Ex. Bks* first before dictating to T.

Elicit that there are 24 factors (12 pairs).

Agreement, praising

5

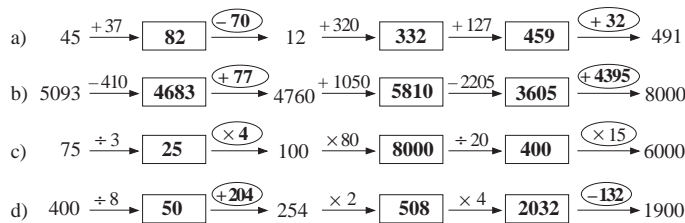
PbY4a, page 66

Q.1 Read: *Fill in the missing numbers and signs.*

Let's see if you can do these in 3 minutes! Try do do the calculations mentally if you can. Start ... now! ... Stop!

Review at BB with whole class. Ps come to BB to write missing items, explaining reasoning. Who agrees? Who wrote a different operation? etc. Mistakes discussed and corrected.

Solution:



Individual work, monitored, helped

Written on BB or use enlarged copy master or OHP

Discussion, reasoning, self-correcting, praising

Feedback for T

Other operations possible, e.g. $400 + 5600 = 6000$

Extension

What would the arrows mean if they pointed in the opposite direction? T points to each in turn, class shouts out operation.

31 min

In unison, at speed

<h1>Y4</h1>		<p>Lesson Plan 66</p>
<p>Activity</p> <p>6</p>	<p>PbY4a, page 66</p> <p>Q.2 Read: <i>Fill in the missing numbers.</i></p> <p>Study each equation carefully! Look for an easy way to solve it! Set a time limit.</p> <p>Review at BB with whole class. Ps come to BB to write missing numbers, explaining reasoning. Who agrees? Who did it a different way? etc. Mistakes discussed and corrected.</p> <p>Extra praise if Ps deduced answer by noticing connection between LHS and RHS of equations. (e.g. a) 2800 is 1000 <u>less</u> than 3800, so missing number will be 1000 <u>more</u> than 1500, i.e. 2500) There is no need to work out the result of each side.</p> <p><i>Solution:</i></p> <p>a) $3800 + 1500 = 2800 + \underline{2500}$ (= 5300)</p> <p>b) $7200 - 3500 = 6200 - \underline{2500}$ (= 3700)</p> <p>c) $4700 + 2600 = 6700 + \underline{600}$ (= 7300)</p> <p>d) $8100 - 4700 = 9100 - \underline{5700}$ (= 3400)</p> <p>e) $1600 + 6900 = 2000 + \underline{6500}$ (= 8500)</p> <p>f) $6400 - 2800 = 6000 - \underline{2400}$ (= 3600)</p> <p style="text-align: right;">35 min</p>	<p>Notes</p> <p>Individual work, monitored, (helped)</p> <p>Written on BB or SB or OHT</p> <p>Reasoning, agreement, self-correcting, praising</p> <p>If no P noticed this, T gives hints about a) and asks Ps to explain the other parts in a similar way.</p>
<p>7</p>	<p>PbY4a, page 66</p> <p>Q.3 Read: <i>Work out the rule for each diagram. Fill in the missing numbers..</i></p> <p>Deal with one part at a time. Elicit one form of the rule in words. Set a time limit.</p> <p>Review at BB with whole class. Ps come to BB to write numbers, explaining reasoning. Class agree/disagrees. Mistakes discussed and corrected.</p> <p><i>Solution:</i></p> <div style="display: flex; justify-content: space-around;"> <div style="text-align: center;"> <p>a)</p> </div> <div style="text-align: center;"> <p>b)</p> </div> </div> <div style="display: flex; justify-content: space-around; margin-top: 20px;"> <div style="text-align: center;"> <p><i>Rule:</i> Outer \div 3 = Inner</p> <p>Inner \times 3 = Outer</p> <p>Outer \div Inner = 3</p> </div> <div style="text-align: center;"> <p>Outer \div 7 = Inner</p> <p>Inner \times 7 = Outer</p> <p>Outer \div Inner = 7</p> </div> </div> <p style="text-align: right;">40 min</p>	<p>Individual work, monitored, helped</p> <p>(Or whole class activity if time is short)</p> <p>Drawn on BB or use enlarged copy master or OHP</p> <p>Reasoning, agreement, self-correction, praising</p> <p>Elicit other forms of each rule, as shown.</p>

Y4

Lesson Plan 66

Activity

8

PbY4a, page 66

Q.4 Do the operations as quickly as you can and then check them. You may use long or short division in part b).

Review at BB with whole class. Ps come to BB, explaining reasoning (with place value if there are problems, especially for multiplying and dividing by 10). Mistakes discussed and corrected.

Solution:

a)

	9	4	7
		×	3
2	8	4	1
	1	2	

1	1	8	6
		×	8
9	4	8	8
	1	6	4

2	0	6	1	
		×	5	
1	0	3	0	5
		3		

1	8	0	4	
		×	1	0
1	8	0	4	0
		8	4	

b)

	1	2	1	5
5	6	0	7	9
-	5			
	1	0		
-	1	0		
		0	7	
		-	5	
			2	9
		-	2	5
				④

	1	1	7	5
8	9	4	0	7
-	8			
	1	4		
-		8		
		6	0	
-		5	6	
			4	7
		-	4	0
				⑦

		8	3	3
3	2	5	0	1
-	2	4		
		1	0	
-			9	
			1	1
-				9
				②

			2	9	1
1	0	2	9	1	0
-		2	0		
			9	1	
-			9	0	
				1	0
-				1	0
					0

N.B. Multiplication and division by 2-digit numbers have not been taught yet, so extra praise for Ps who reason and answer correctly.

Ps might agree that multiplying and dividing by 10 are simpler and quicker if done mentally!

45 min

Notes

Individual work, monitored, helped

Written on BB or use enlarged copy master or OHP

T notes how Ps cope with multiplying and dividing by 10.

Reasoning, agreement, self-correction, praising


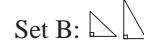
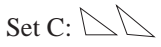
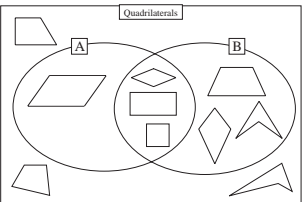
T shows long forms of \times and \div by 10, reasoning with place values.










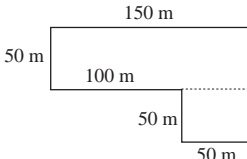
BB:

1	8	0	4	
		×	1	0
0	0	0	0	
1	8	0	4	0
1	8	0	4	0

Agree that any number multiplied by 10 must have 0 as the units digit.

BB: $1804 \times 10 = \underline{18040}$
 $2910 \div 10 = \underline{291}$

<h1>Y4</h1>	<p>R: Mental calculation C: Revision and practice: 4 operations, geometry E: <i>Problems</i></p>	<h2>Lesson Plan 67</h2>
<p>Activity</p> <p>1</p>	<p>Sequences</p> <p>What could the rule be? T asks several Ps. Class checks the rules and decides which to use. Ps continue the sequence by coming to BB or dictating to T (or P). Class points out errors.</p> <p>a) 0, 3, 8, 15, 24, (35, 48, 63, 80, 99, 120, ...)</p> <p><i>Rule:</i> Difference is increasing by 2. (3, 5, 7, 9, 11, 13, 15, 17, ...) or Square numbers minus 1: $1 \times 1 - 1 = 0$, $2 \times 2 - 1 = 3$, $3 \times 3 - 1 = 8$, etc.</p> <p>b) 1, 1, 2, 3, 5, 8, 13, (21, 34, 55, 89, 144, 233, 377, ...)</p> <p><i>Rule:</i> From the 3rd term, each term is the sum of the 2 previous terms. ($1 + 1 = 2$, $2 + 1 = 3$, $3 + 2 = 5$, $5 + 3 = 8$, ...)</p> <p>[T: This is a special sequence named after the man who first used it. It is called the Fibonacci sequence. It is often found in nature, e.g. in the arrangement of leaves on a stem, the petals on a flower, the scales on a cone. T could have examples to show to class.]</p> <p>c) 10, 20, 40, (80, 160, 320, 640, 1280, 2560, 5120, ...)</p> <p><i>Rule:</i> Each following term is twice the previous term. or (70, 110, 160, 220, 290, 370, 460, 560, ...)</p> <p><i>Rule:</i> Difference is increasing by 10. or (50, 70, 80, 100, 110, 130, ...)</p> <p><i>Rule:</i> + 10, then + 20, repeated, etc.</p> <p style="text-align: right;"><i>10 min</i></p>	<p>Notes</p> <p>Whole class activity T helps Ps in expressing the rules. Agreement, checking, praising At a good pace Accept any valid rule! Extra praise for creativity!</p> <p>BB: Fibonacci Sequence 1, 1, 2, 3, 5, 8, 13, ...</p> <p>Use whichever rule Ps decide on to start with, then ask for other ways to continue the sequence and what the rule is in each case. Praising, encouragement only</p>
<p>2</p>	<p>Plane shapes</p> <p>Ps each have an envelope on desk containing a selection of plane shapes. T has larger version too for demonstration.</p> <p>a) Empty out the shapes. Lay out the triangles and put the other shapes back in the envelope. Let's classify the triangles by putting them into sets.</p> <p>How could we do it? Ps suggest ways. Let's do it this way.</p> <p>Set A: All its angles are less than a right angle. Put the triangles which belong to this set on LHS of your desk. What do we call these triangles? (acute-angled triangles)</p> <p>Set B: It has a right angle. Put these triangles on the RHS of your desk. What do we call these triangles? (right-angled triangles)</p> <p>Set C: It has an angle more than a right angle. Put these triangles at the side of the desk nearest you. What do we call these triangles? (obtuse-angled triangles)</p> <p>b) Put the triangles in a pile at the top of your desk and empty out the other shapes. This time take out the quadrilaterals and lay them on your desk. (T quickly goes round the class checking them.)</p> <p>How could we group these quadrilaterals? Ps suggest ways. Class decides which criteria to use. e.g.</p> <p>BB: Set A: It has 2 pairs of parallel sides. Set B: It has line symmetry.</p> <p>T draws a Venn diagram on BB and Ps stick T's set of quadrilaterals in correct sets. Class points out errors. (Ps could group shapes on desks too using string or wool to define the sets.)</p>	<p>Whole class activity Use copy master, 1 sheet per P, shapes cut out and put in envelope (or any selection of plane shapes). Discussion, agreement, praising Ps group triangles on desks and Ps stick T's set on BB:</p> <p>Set A:  Set B:  Set C: </p> <p>T quickly checks/corrects Ps' arrangements.</p> <p>Drawn on BB:</p>  <p>Elicit that shapes which satisfy both criteria go in the intersection of Sets A and B.</p>

<h1>Y4</h1>		<p><i>Lesson Plan 67</i></p>																					
<p>Activity</p> <p>2</p>	<p>(Continued)</p> <p>c) What can you tell me about the shapes which are left? T holds them up one at a time and Ps tell class what they know about it. T gives hints if necessary. e.g.</p> <div style="display: flex; justify-content: space-around; align-items: flex-start;"> <div style="text-align: center;">  circle convex </div> <div style="text-align: center;">  octagon convex regular obtuse angles </div> <div style="text-align: center;">  decagon concave </div> <div style="text-align: center;">  hexagon concave right angles </div> <div style="text-align: center;">  pentagon convex regular obtuse angles </div> <div style="text-align: center;">  semi-circle  crescent </div> </div> <p style="text-align: center;"><i>20 min</i></p>	<p>Notes</p> <p>Whole class discussion Involve several Ps Agreement, praise all correct contributions.</p> <p>Write unfamiliar names on BB e.g. <u>crescent</u> (a thin moon)</p> 																					
<p>3</p>	<p>Perimeter and area</p> <p>The farmer measured the sides of two of his fields and drew rough diagrams like this. Let's help him work out the perimeter and area of each field. Ps come to BB to do calculations, explaining reasoning. Class agrees/disagrees. e.g.</p> <p>BB:</p> <p>a)  100 m 100 m</p> $P = 100 \text{ m} \times 4 = \underline{400 \text{ m}}$ $A = 100 \times 100 = \underline{10\,000} \text{ (m}^2 \text{ or metre squares)}$ <p>b)  150 m 50 m 100 m 100 m 50 m 50 m</p> $P = (150 + 100 + 50 + 50 + 100 + 50) \text{ m or}$ $= (250 + 250) \text{ m}$ $= \underline{500 \text{ m}}$ $A = (150 \times 50 + 50 \times 50) \text{ m}^2 \text{ or } \img alt="L-shaped field" data-bbox="546 536 681 586"/>$ $= (7500 + 2500) \text{ m}^2$ $= \underline{10\,000 \text{ m}^2}$ <p style="text-align: center;"><i>25 min</i></p>	<p>Whole class activity Diagrams drawn on BB or SB or OHT Reasoning, agreement, praising</p> $100 \times 100 = 10 \times 1000$ $P = 150 + 2 \times 100 + 3 \times 50$ $= 150 + 200 + 150$ $= \underline{500 \text{ (m)}}$ $A = 100 \times 50 + 100 \times 50$ $= 5000 + 5000$ $= \underline{10\,000 \text{ (m}^2 \text{)}}$																					
<p>4</p> <p>Extension</p>	<p><i>PbY4a, page 67</i></p> <p>Q.1 Read: <i>Measure the different distances as the crow flies on the map.</i></p> <p>Talk about the map first. Ps suggest what the various places on the map could be, e.g. A (church), B (statue), C (station as beside the railway line), D (Sailing club as beside a lake).</p> <p>What does 'as the crow flies' mean? (In a straight line) Elicit that, e.g. AB in the table means from A to B.</p> <p>Ps measure in mm and write lengths in middle column of table. Review with whole class. Only measurements which are wildly inaccurate need be corrected.</p> <p>Read: <i>Calculate the real distances if they are 1000 times the map measurements. Complete the table.</i></p> <p>Elicit that scale is: 1 mm → 1000 mm = 1 m Ps complete RH column of table. Review at BB with whole class. Ps dictate to T or come to BB. Mistakes corrected.</p> <p>What is the <u>ratio</u> between the real and map distances? (1000:1) If the ratio was 2000:1 (500:1) what would the real distances be? T points to each row in turn and class shouts out distance. [AB: 32 m (8 m), AC: 100 m (25 m), AD: 126 m (31.5 m), etc.]</p> <p style="text-align: center;"><i>30 min</i></p>	<p>Individual work, monitored, helped but class kept together (or whole class activity)</p> <p>Use enlarged copy master or OHP for demonstration only.</p> <p>Discuss the map, suitable units and how to measure (e.g. edgeto nearest edge).</p> <p>Agreement, self-correcting only if necessary, praising</p> <p>Discussion on the scale. Agreement, self-correcting, praising</p> <p>BB:</p> <table border="1" data-bbox="1142 1899 1453 2096"> <thead> <tr> <th>Journey</th> <th>Distance on map</th> <th>Real distance</th> </tr> </thead> <tbody> <tr> <td>AB ≈</td> <td>16 mm</td> <td>16 m</td> </tr> <tr> <td>AC ≈</td> <td>50 mm</td> <td>50 m</td> </tr> <tr> <td>AD ≈</td> <td>63 mm</td> <td>63 m</td> </tr> <tr> <td>BC ≈</td> <td>32 mm</td> <td>32 m</td> </tr> <tr> <td>BD ≈</td> <td>47 mm</td> <td>47 m</td> </tr> <tr> <td>CD ≈</td> <td>10 mm</td> <td>10 m</td> </tr> </tbody> </table>	Journey	Distance on map	Real distance	AB ≈	16 mm	16 m	AC ≈	50 mm	50 m	AD ≈	63 mm	63 m	BC ≈	32 mm	32 m	BD ≈	47 mm	47 m	CD ≈	10 mm	10 m
Journey	Distance on map	Real distance																					
AB ≈	16 mm	16 m																					
AC ≈	50 mm	50 m																					
AD ≈	63 mm	63 m																					
BC ≈	32 mm	32 m																					
BD ≈	47 mm	47 m																					
CD ≈	10 mm	10 m																					

Y4

Lesson Plan 67

Activity

5

PbY4a, page 67

Q.2 Read: *Solve the problems in your exercise book.*

Deal with one at a time. Revise mathematical terms if necessary.

P reads question, then do calculation and show result on scrap paper or slates on command.

Ps answering correctly explain to those who do not. Mistakes discussed and corrected.

Solution:

a) *The sum of two terms is 8061. One term is 2354.*

What is the other term?

BB: $8061 - 2354 = \underline{5707}$ Check: $5707 + 2354 = 8061$ ✓

b) *The difference is 3425. The reductant is 8106. What is the subtrahend?*

BB: $8106 - 3425 = \underline{4681}$ Check: $4681 + 3425 = 8106$ ✓

c) *The difference is 3425. The subtrahend is 8106. What is the reductant?*

BB: $8106 + 3425 = \underline{11\,531}$ Check: $11\,531 - 8106 = 3425$ ✓

d) *The product is 8500. One factor is 4. What is the other factor?*

BB: $8500 \div 4 = \underline{2125}$ Check: $2125 \times 4 = 8500$ ✓

e) *The quotient is 582 and the divisor is 6. What is the dividend?*

BB: $582 \times 6 = \underline{3492}$ Check: $3492 \div 6 = 582$ ✓

40 min

Notes

Individual work, monitored, helped

e.g. subtrahend and reductant

In unison

Reasoning, checking, agreement, self-correcting, praising

a)
$$\begin{array}{r} 8061 \\ - 2354 \\ \hline 5707 \end{array}$$

b)
$$\begin{array}{r} 8106 \\ - 3425 \\ \hline 4681 \end{array}$$

c)
$$\begin{array}{r} 8106 \\ + 3425 \\ \hline 11531 \end{array}$$

d)
$$\begin{array}{r} 2125 \\ \times 4 \\ \hline 8500 \end{array}$$

e)
$$\begin{array}{r} 582 \\ \times 6 \\ \hline 3492 \end{array}$$

6

PbY4a, page 67, Q.3

Read: *Calculate the operations in a simpler way.*

Agree that 'simpler' means quicker and easier. Ps come to BB to show simpler ways of doing the calculations? Who agrees? Who thinks something else? etc. (Agree that multiplication is quicker than addition but only if Ps know their multiplication tables by heart!)

Solution:

a) $1\,345 + 1\,345 + 1\,345 + 1\,345 + 1\,345 + 1\,345 + 1\,345 + 1\,345 = 10\,760$

$$\begin{array}{r} 1\,345 \\ 1\,345 \\ 1\,345 \\ 1\,345 \\ 1\,345 \\ 1\,345 \\ 1\,345 \\ 1\,345 \\ \hline 10\,760 \end{array}$$

Simpler:

$$\begin{array}{r} 1\,345 \\ \times 8 \\ \hline 10\,760 \end{array}$$

b) $6500 - (710 + 710 + 710 + 710 + 710)$

Simpler: $6500 - (710 \times 5) = \underline{2950}$

or

$$\begin{array}{r} 710 \\ \times 5 \\ \hline 3550 \end{array} \quad \begin{array}{r} 6500 \\ - 3550 \\ \hline 2950 \end{array}$$

c) $8400 \div 2 \div 2 \div 2 = 4200 \div 2 \div 2 = 2100 \div 2 = \underline{1050}$

Simpler:

$$\begin{array}{r} 1050 \\ \times 8 \\ \hline 8400 \end{array}$$

d) $723 \times 3 \times 3 = \underline{6507}$

$$\begin{array}{r} 723 \\ \times 3 \\ \hline 2169 \end{array}$$

$$\begin{array}{r} 2169 \\ \times 3 \\ \hline 6507 \end{array}$$

Simpler:

$$\begin{array}{r} 723 \\ \times 9 \\ \hline 6507 \end{array}$$

45 min

Whole class activity

(or individual work first if Ps prefer)

Written on BB

Discussion, demonstration, reasoning, agreement, praising

Accept any correct way of calculating.

Make sure Ps realise that:

BB: $8400 \div 2 \div 2 \div 2$
 $= 8400 \div (2 \times 2 \times 2)$
 $= 8400 \div 8$

Show a simpler example if necessary, e.g.

$16 \div 2 \div 2 \div 2 = 16 \div 8 = 2$

Y4

R: Mental calculation
 C: **Revision and practice**
 E: Problems

Lesson Plan 68

Activity

1


Sevenland

In *Sevenland*, the wizard is playing tricks on the King by changing the numbers on his clock face. Let's help the king to tell the time!

a) This is what the King's clock looked like at noon one day:

i) Where would the hour hand be pointing after:

- 2 hours It would point to 2
- 5 hours It would point to 5
- 7 hours It would point to 7
- 8 hours It would point to 1 ($7 + 1$)
- 10 hours It would point to 3 ($7 + 3$)
- 14 hours It would point to 7 ($7 + 7$)
- 50 hours? It would point to 1 (7 whole turns + 1) etc.



Elicit that:

- there are 7 numbers on the clock, so to find the number to which the hand is pointing, divide the number of hours by 7;
- if there is no remainder, the hour hand will point to 7;
- if there is a remainder of 1 the hour hand will point to 1,
- if there is a remainder of 2 the hour hand will point to 2, etc.


ii) How many hours could have passed if the hand is pointing to:

- 7? (0, 7, 14, 21, 28, ...)
- 3? (3, 10, 17, 24, ...)

b) The next day at noon, the King's clock looks like this:

i) Where would the hour hand be pointing after:

- 6 hours It would point to 6
- 7 hours It would point to 0
- 9 hours It would point to 2 ($7 + 2$)
- 21 hours It would point to 0 ($21 \div 7 = 3$; i.e. 3 whole turns)
- 48 hours It would point to 6 ($48 \div 7 = 6, r 6$ i.e. 6 whole turns + 6)



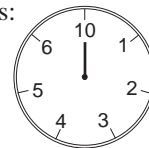
ii) How many hours could have passed if the hand is pointing to:

- 4? (4, 11, 18, 25, 32, ...)
- 6? (6, 13, 20, 27, ...)

c) The next day at noon, the King's clock looks like this:

i) Where would the hour hand be pointing after:

- 4 hours It would point to 4
- 6 hours It would point to 6
- 9 hours It would point to 2 ($7 + 2$)
- 32 hours It would point to 4 ($32 \div 7 = 4$; i.e. 4 whole turns)
- 49 hours It would point to 10 ($49 \div 7 = 7$ i.e. 7 whole turns)



ii) In *Sevenland*, they count in sevens, not tens, so they do not read 10 as 'ten' but as 'one zero'. What do you think it means? (1 whole group of 7 and no units.)

We say that in *Sevenland* they count in base 7 whereas we count in base 10.

How do you think they would write, e.g. our number 11? (14)

How do you think they would read their number 14? ('one four')

9 min

Notes

Whole class activity

Clocks drawn on BB or T has model clocks with amended faces, or use copy master enlarged onto card and cut out.

Ps come to BB to stick on hour hand or show on model.

Class agrees/disagrees.

Ps explain reasoning when more than 7 hours.

Discussion, agreement, praising

Agree that it is impossible to have a remainder > 6 .

T chooses Ps at random Agreement, praising

What is different about it? (Again there are 7 numbers but there is a zero instead of the 7.)

Ps come to BB to stick on hour hand or show on model.

Class agrees/disagrees.

Ps explain reasoning after 7 hours.

T chooses Ps at random. Agreement, praising

Elicit that there are again 7 numbers but the 0 has changed to 10.

T asks Ps at random without letting them show it on model first and asks them to explain their reasoning.

Discussion. Extra praise if Ps think of explanation without help.

BB: Base 10 Base 7

e.g. 11 14

($1 \times 10 + 1$) ($1 \times 7 + 4$)

Agreement, praising

Y4

Lesson Plan 68

Activity

2

Problem 1

George has been asked to make a rectangular-shaped garden. Let's help him!

a) *If he only has enough fencing for a perimeter of 850 m, what size of rectangle could he dig?*

Let's draw a diagram first to help us. Ps come to BB or suggest what T should draw, including labels for sides. Elicit that:

BB: $P = 850 \text{ m} = (a + b) \times 2$, so $a + b = 850 \text{ m} \div 2 = 425 \text{ m}$

How could we show the possible values for a and b ? (In a table)

T draws table and Ps come to BB to fill in columns or dictate values for a and b to T. Class agrees/disagrees. Encourage logical listing.

BB: e.g.

a	1	2	3	...	50	100	...	200	201	202	...	212	213	212 and a half	...
b	424	423	422	...	375	325	...	225	224	223	...	213	212	212 and a half	...

Could George make a square garden? (Yes, when $a = b$.) If not already in table, add this column now. Ps dictate what T should write. BB: $425 \div 2 = \underline{212 \text{ and a half}}$

What else could you say about the square garden? (It is the biggest garden as it has the greatest area.)

b) *If the area of the garden must be 850 metre squares, what could the lengths of the sides be?*

How could we find out? Ps suggest how to solve it, with hints from T if necessary. [Make a table for a and b . Rule: $a \times b = 850 \text{ (m}^2\text{)}]$

How do we know what numbers to put in the table? Elicit that the numbers must be factors of 850. Let's factorise 850 first. Ps come to BB or T writes what Ps dictate. Agree that the prime factors of 850 are 2, 5 and 17. (Each a prime number: divisible only by 1 and itself.)

Let's use the prime factors to find all the factors of 850 to put in the table. Ps come to BB or dictate pairs of factors to T.

BB:

a	1	2	5	10	17	25	(then vice versa)
b	850	425	170	85	50	34	

Which garden would need the longest (shortest) fence?

Longest: 850 m by 1 m: $P = (850 + 1) \times 2 = 851 \times 2 = \underline{1702} \text{ (m)}$

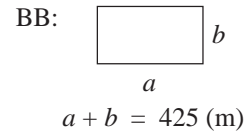
Shortest: 25 m by 34 m: $P = (25 + 34) \times 2 = 59 \times 2 = \underline{118} \text{ (m)}$

18 min

Notes

Whole class activity

Ps suggest what to do and how to continue, with T's help and guidance where necessary.



Accept any correct solution but discuss the shape and usefulness of extreme cases.

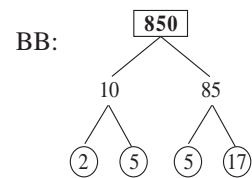
T s reminds Ps how to use ellipses (...) when making long lists of numbers

Discussion, reasoning, agreement, praising

Agree that the most regular shape has the greatest area.

Discussion on strategy

Agreement, praising



Agree that there is no need to list the reverse values for a and b , as they will give the same size of rectangle.

Discussion, reasoning, agreement, praising

Agree that the most regular shape has the shortest perimeter.

Extension

Extension

3

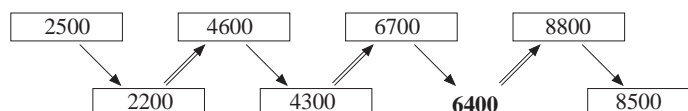
PbY4a, page 68

Q.1 Read: *Fill in the missing numbers if the double arrow means + 2400 and the single arrow means - 300.*

Let's see who can do this correctly in the quickest time!

Review at BB with whole class. Ps come to BB or dictate to T, explaining reasoning. Mistakes discussed and corrected.

Solution: \implies means + 2400 and \longrightarrow means - 300



22 min

Individual work, monitored (helped)


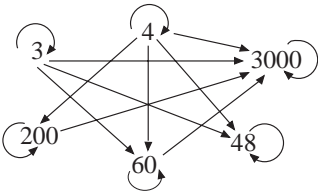
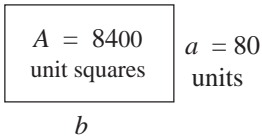
Drawn on BB or use enlarged copy master or OHP

Bold number is given.

Reasoning, agreement, self-correction, praising

Feedback for T

Y4		<i>Lesson Plan 68</i>
<p>Activity</p> <p>7</p>	<p>Problem 2</p> <p>Listen carefully and think how you would solve this problem.</p> <p><i>Andrew and Ben have 36 toy cars altogether.</i> <i>Andrew and Charlie have 31 toy cars altogether.</i> <i>Ben and Charlie have 37 toy cars altogether.</i></p> <p>a) <i>How many cars do the 3 boys have altogether?</i> b) <i>How many cars does each boy have?</i></p> <p>T allows time for thinking and discussion with neighbours. Who can suggest a way? Who agrees? Who thinks another way? etc. Praise any correct way, including trial and error, but if Ps are stuck, T gives hints or shows logical method.</p> <p><i>Solution:</i> e.g.</p> <p>a)</p> $\begin{array}{r} A + B = 36 \\ A + C = 31 \\ \hline B + C = 37 \end{array}$ <p>Adding: $2A + 2B + 2C = 104$ Or $2 \times (A + B + C) = 104$ So $A + B + C = 104 \div 2 = \underline{52}$</p> <p><i>Answer:</i> The 3 boys have 52 cars altogether.</p> <p>b) $A = 52 - (B + C) = 52 - 37 = \underline{15}$ $B = 52 - (A + C) = 52 - 31 = \underline{21}$ (or $36 - A = 36 - 15 = \underline{21}$) $C = 52 - (A + B) = 52 - 36 = \underline{16}$ (or $37 - B = 37 - 21 = \underline{16}$)</p> <p><i>Answer:</i> Andrew has 15 cars, Ben has 11 cars and Charlie has 16 cars.</p> <p style="text-align: right;"><i>45 min</i></p>	<p>Notes</p> <p>Whole class activity</p> <p>T reads problem 2 or 3 times while Ps note data and discuss or try out strategy for solution.</p> <p>Ps suggest ways to solve it. Praise all positive contributions.</p> <p>Reasoning, agreement, checking, praising</p> <p>BB: <i>Check:</i> $15 + 21 + 16 = 52 \checkmark$</p> <p>Extra praise if Ps deduce solution without help from T.</p> <p>N.B. Most straightforward solution is given opposite but others are possible.</p>

<h1>Y4</h1>	<p>R: Mental calculation C: Revision and practice E: <i>Problems</i></p>	<h2 style="text-align: center;">Lesson Plan 69</h2>
<p>Activity</p> <p>1</p>	<p>Compass directions</p> <p>Everyone stand up and face the BB. Think of this direction as North. Follow my instruction and show me in which direction you are facing when I say. Ps write only initial letters on scrap paper or slates.</p> <ul style="list-style-type: none"> • Turn to the left by 1 right angle. Show me . . . now! (W) • Turn to the right by 2 right angles. Show me . . now! (E) • Turn to the right by 1 right angle. Show me . . . now! (S) • Turn to the left by half a right angle. Show me . . . now! (SE) • Turn to the right by 2 right angles. Show me . . . now! (NW) <p>etc.</p> <p style="text-align: right;">5 min</p>	<p style="text-align: center;">Notes</p> <p>Whole class activity T writes N on BB. At a good pace In good humour! Responses given in unison If Ps cope easily, give more complicated instructions, combining several turns. Ps can give instructions too.</p>
<p>2</p>	<p>Parallel lines</p> <p>Ps have 5 mm squared grid sheets (or <i>Ex. Bks.</i>) and rulers on desks. Listen carefully and follow my instructions.</p> <ol style="list-style-type: none"> a) Draw over a grid line in <i>red</i> and label it <i>e</i>. b) Draw a <i>green</i> line which is 1 cm from <i>e</i> and label it <i>f</i>. Elicit that there are two such lines. Let's label them f_1 and f_2. c) Draw a <i>blue</i> line which is 2 cm from <i>e</i> and 1 cm from f_2. Label it <i>g</i>. How many grid units is <i>g</i> from f_1? (6 grid units = 3 cm) d) Draw two parallel lines which are 35 mm apart. How many grid units are between them? (7 grid units) <p>Accept any 2 lines 35 mm apart (horizontal or vertical or slanting, both new lines or using one line already drawn).</p> <p>Review after each part. T chooses Ps to show their lines on BB or OHT.</p> <p style="text-align: right;">10 min</p>	<p>Individual work, monitored, helped T has enlarged grid on BB or OHT for demonstration only BB: e.g.</p>  <p>Agreement, (self-correcting), praising</p>
<p>3</p>	<p>Multiples</p> <p>Draw arrows pointing towards the multiples. Ps come to BB to draw arrows, saying, e.g. '48 is a multiple of 4 because $4 \times 12 = 48$'. Class points out errors or missed arrows.</p> <p>BB:</p>  <p>Elicit that, e.g.</p> <ul style="list-style-type: none"> • 3 is a multiple of 3; • 3 is a factor of 3. <p>If the arrows pointed in the opposite direction, what would they show? (the factors)</p> <p style="text-align: right;">15 min</p>	<p>Whole class activity Written on BB or SB or OHT T might draw an arrow first if Ps are unsure what to do. At a good pace Reasoning, agreement, praising Extra praise if Ps remember to draw arrows to the number itself without hints from T. Feedback for T</p>
<p>4</p>	<p>Problem 1</p> <p>Listen carefully, draw a diagram, note the data and do the calculation in your <i>Ex. Bks.</i> Show me the answer when I say.</p> <p>Ps who responded correctly explain at BB to Ps who did not. Mistakes discussed and corrected.</p> <p>a) <i>The area of a rectangle is 8400 unit squares. The length of one of its sides is 80 units. What is the length of the adjacent side?</i></p> <p>BB: $b = 8400 \div 80 = 840 \div 8 = \underline{105}$ (units)</p> <p><i>Answer:</i> The length of the adjacent side is 105 units.</p>	<p>Individual work, monitored Responses shown on scrap paper or slates in unison. Reasoning, agreement, self-correcting, praising</p> <p>BB:</p> <p>e.g. </p>

<h1 style="text-align: center;">Y4</h1>		<p><i>Lesson Plan 69</i></p>																																										
<p>Activity</p> <p style="text-align: center;">4</p>	<p>(Continued)</p> <p>b) The perimeter of a rectangle is 6500 m. The length of one of its sides is 1500 m. What is the length of the adjacent side?</p> <p>BB: $P = 2 \times (a + b)$</p> $6500 = 2 \times (1500 + b)$ $3250 = 1500 + b \quad (\text{Dividing both sides by } 2)$ $b = 3250 - 1500 = \underline{1750} \text{ (m)}$ <p>Answer: The length of the adjacent side is 1750 m.</p> <p style="text-align: right;">20 min</p>	<p style="text-align: center;">Notes</p> <p>BB:</p> <p>$P = 6500 \text{ m}$</p> <div style="display: flex; align-items: center; justify-content: center;"> <div style="border: 1px solid black; width: 100px; height: 100px; margin-right: 10px;"></div> <div style="margin-left: 10px;"> <p>$a = 1500 \text{ m}$</p> <p style="text-align: center;">b</p> </div> </div> <p>Check: $2 \times (1500 + 1750)$ $= 2 \times 3250 = 6500 \checkmark$</p>																																										
<p style="text-align: center;">5</p>	<p>PbY4a, page 69</p> <p>Q.1 Read: <i>The number in the middle is the sum of the 4 numbers around it. Fill in the missing numbers.</i></p> <p>Encourage Ps to look for easy ways to calculate mentally.</p> <p>Review at BB with whole class. Ps come to BB to write missing numbers, explaining reasoning. Class agrees/disagrees or points out easier way to calculate. Mistakes discussed and corrected.</p> <p>Solution:</p> <div style="text-align: center;"> </div> <p style="text-align: right;">25 min</p>	<p>Whole class activity</p> <p>Drawn on BB or use enlarged copy master or OHP</p> <p>Necessary written calculations done in <i>Ex. Bks.</i> or on scrap paper or slates.</p> <p>Reasoning, checking, agreement, self-correction, praising</p> <p>Details of calculations written on BB if problems.</p>																																										
<p style="text-align: center;">6</p>	<p>PbY4a, page 69, Q.2</p> <p>Read: <i>Mr. Silly did his divisions like this. Try to understand Mr. Silly's reasoning.</i></p> <p>Deal with one part at a time. Allow Ps time to study each calculation, then Ps come to BB to estimate the result, say whether <i>Mr. Silly's</i> result could be correct or not and explain <i>Mr. Silly's</i> working (with T's or other Ps' help where necessary). P circles the mistake and writes the calculation again correctly. Class agrees/disagrees.</p> <p>Solution: e.g.</p> <div style="display: flex; justify-content: space-between;"> <div style="width: 30%;"> <p>a) $4136 \div 4 = \underline{134} \times$</p> $\begin{array}{r} 013 \\ 16 \end{array}$ <p style="text-align: center;">↑</p> <p style="text-align: center;">0 missed out</p> </div> <div style="width: 30%;"> <p>E: $4000 \div 4 = 1000$</p> <p>Correct calculation:</p> <table border="1" style="margin-left: auto; margin-right: auto;"> <tr><td>1</td><td>0</td><td>3</td><td>4</td></tr> <tr><td>4</td><td>4</td><td>1</td><td>3</td><td>6</td></tr> <tr><td colspan="4"></td><td style="text-align: center;">1 1</td></tr> </table> </div> </div> <div style="display: flex; justify-content: space-between; margin-top: 10px;"> <div style="width: 30%;"> <p>b) $9751 \div 3 = \underline{3250} \times$</p> $\begin{array}{r} 07 \\ 15 \\ 01 \end{array}$ <p style="text-align: center;">↑</p> <p style="text-align: center;">0 and remainder 1 missed out</p> </div> <div style="width: 30%;"> <p>E: $9000 \div 3 = 3000$</p> <p>Correct calculation:</p> <table border="1" style="margin-left: auto; margin-right: auto;"> <tr><td>3</td><td>2</td><td>5</td><td>0</td></tr> <tr><td>3</td><td>9</td><td>7</td><td>5</td><td>1</td></tr> <tr><td colspan="4"></td><td style="text-align: center;">1 ①</td></tr> </table> </div> </div> <div style="display: flex; justify-content: space-between; margin-top: 10px;"> <div style="width: 30%;"> <p>c) $6375 \div 5 = \underline{12075} \times$</p> $\begin{array}{r} 13 \\ 37 \\ 25 \\ 0 \end{array}$ <p style="text-align: center;">↑</p> <p style="text-align: center;">0 should not be there!</p> </div> <div style="width: 30%;"> <p>E: $6000 \div 5 = 1200$</p> <p>Correct calculation:</p> <table border="1" style="margin-left: auto; margin-right: auto;"> <tr><td>1</td><td>2</td><td>7</td><td>5</td></tr> <tr><td>5</td><td>6</td><td>3</td><td>7</td><td>5</td></tr> <tr><td colspan="4"></td><td style="text-align: center;">1 3 2</td></tr> </table> </div> </div> <p style="text-align: right;">30 min</p>	1	0	3	4	4	4	1	3	6					1 1	3	2	5	0	3	9	7	5	1					1 ①	1	2	7	5	5	6	3	7	5					1 3 2	<p>Whole class activity (or individual trial first if Ps wish)</p> <p>Written on BB or SB or OHT</p> <p>Discussion, reasoning, agreement, praising</p> <p><i>Mr. Silly's</i> reasoning: e.g.</p> <p>a) 4Th divided by 4 = <u>1</u>Th and 0 remains. I write 1 in the answer and 0 below the 4. 1H divided by 4 = 0H and 1H remains. I write 0 in the answer and 1 below the 1 . . .</p> <p>BUT <i>Mr Silly</i> forgot to write 0 in the hundreds column in the answer!</p>
1	0	3	4																																									
4	4	1	3	6																																								
				1 1																																								
3	2	5	0																																									
3	9	7	5	1																																								
				1 ①																																								
1	2	7	5																																									
5	6	3	7	5																																								
				1 3 2																																								

Y4

Lesson Plan 70

Activity

Notes

Practice, revision, activities, consolidation

PbY4a, page 70

Solutions:

Q.1 a) $A + B = 47 \text{ kg}$
 $A + C = 42 \text{ kg}$
 $B + C = 45 \text{ kg}$

$2 \times (A + B + C) = 134 \text{ kg}$

$A + B + C = 134 \text{ kg} \div 2 = \underline{67 \text{ kg}}$

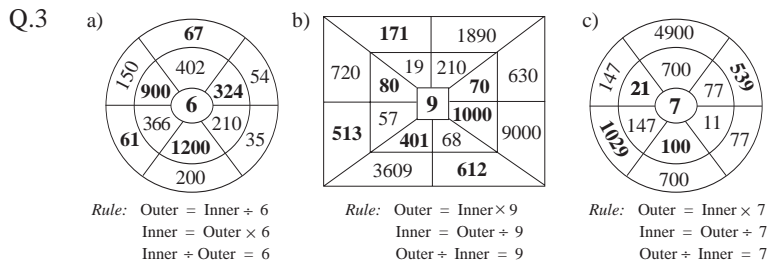
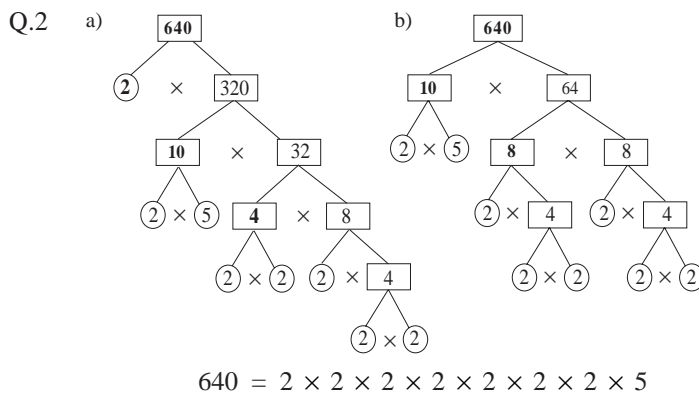
Answer: The reading on the scales would be 67 kg.

b) $A = 67 \text{ kg} - 45 \text{ kg} = \underline{22 \text{ kg}}$

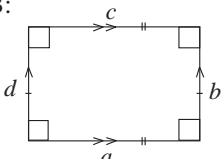
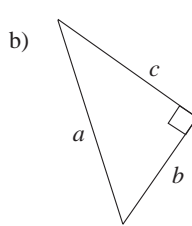
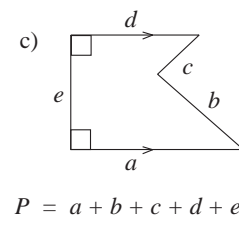
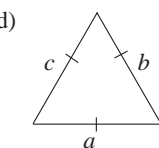
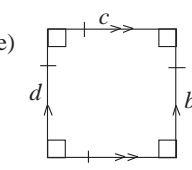
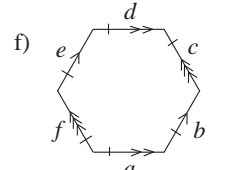
$B = 67 \text{ kg} - 42 \text{ kg} = \underline{25 \text{ kg}}$

$C = 67 \text{ kg} - 47 \text{ kg} = \underline{20 \text{ kg}}$

Answer: Adam weighs 22 kg, Barry weighs 25 kg and Clara weighs 20 kg.



Q.4 Spent: $\pounds 521 + (\pounds 521 - \pounds 278) = \pounds 521 + \pounds 243 = \pounds 764$
 Paid: $\pounds 800$
 Change given: $\pounds 800 - \pounds 764 = \underline{\pounds 36}$

<h1>Y4</h1>	<p>R: Mental calculation C: Contextual problems E: <i>Quantities</i></p>	<h2 style="text-align: center;">Lesson Plan 71</h2>
<p>Activity</p> <p style="text-align: center;">1</p>	<p>Quantities</p> <p>Let's write these quantities in increasing order. Change them to the same unit first if it makes the task easier. Ps come to BB to write list (or to rearrange cards), explaining unit conversion where relevant. Class agrees/disagrees.</p> <p>BB:</p> <p>a) 25 cm 245 mm 2 m 210 cm 2 m 5 cm (245 mm < 25 cm < 2 m < 2 m 5 cm < 210 cm) e.g. 250 mm 2000 mm 2050 mm 2100 mm</p> <p>b) 2 and a half km 2 km 90 m 2 km 450 m 2 km 600 m 2000 m (2000 m < 2 km 90 m < 2 km 450 m < 2 and a half km < 2 km 600 m) 2090 m 2450 m 2500 m 2600 m</p> <p>c) 32 cl 312 ml 3 litres 310 cl 302 cl (312 ml < 32 cl < 3 litres < 302 cl < 310 cl) e.g. 320 ml 3000 ml 3020 ml 3100 mml</p> <p>d) 3 and a half litres 3 litres 40 cl 3 litres 450 ml 3 litres 5 cl 3005 ml (3005 ml < 3 litres 5 cl < 3 litres 40 cl < 3 litres 450 ml < 3 and a half litres) e.g. 3050 ml 3400 ml 3450 ml 3500 ml</p> <p>e) 5 kg 4500 g 1500 g 25 kg 10 kg (1500 g < 4500 g < 5 kg < 10 kg < 25 kg) e.g. 5000 g 10 000 g 25 000 g</p> <p style="text-align: center;">10 min</p>	<p style="text-align: center;">Notes</p> <p>Whole class activity</p> <p>Written on BB (or on cards stuck to BB for ease of manipulation)</p> <p>Reasoning, agreement, praising</p> <p>Revise relevant units of measure at each part.</p> <p>BB:</p> <p>1 m = 100 cm = 1000 mm 1 cm = 10 mm</p> <p>1 km = 1000 m</p> <p>1 litre = 100 cl = 1000 ml 1 cl = 10 ml</p> <p>1 kg = 1000 g</p> <p>Feedback for T</p>
<p style="text-align: center;">2</p>	<p>Perimeter</p> <p>What name can you give all these shapes? (<i>polygons</i>)</p> <p>How can we work out the perimeter of each polygon? (Measure the length of each side and add the lengths.) Ps measure with rulers, then dictate measures to T to write on BB. (e.g $a = 6$ cm, $b = 4$ cm) Elicit the general rule first, then Ps come to BB to work out the perimeter.</p> <p>What else can you tell me about each shape? (e.g. its name, number of sides/angles/vertices, which sides are equal/parallel/perpendicular, types of angles, regular or irregular, convex or concave, number of diagonals, etc.) T writes some of the information beside the diagram.</p> <p>BB:</p> <div style="display: flex; justify-content: space-around;"> <div style="text-align: center;">  <p>a) $P = 2 \times (a + b)$</p> </div> <div style="text-align: center;">  <p>b) $P = a + b + c$</p> </div> <div style="text-align: center;">  <p>c) $P = a + b + c + d + e$</p> </div> </div> <div style="display: flex; justify-content: space-around; margin-top: 20px;"> <div style="text-align: center;">  <p>d) $a = b = c$ $P = 3 \times a$</p> </div> <div style="text-align: center;">  <p>e) $a = b = c = d$ $P = 4 \times a$</p> </div> <div style="text-align: center;">  <p>f) $a = b = c = d = e = f$ $P = 6 \times a$</p> </div> </div> <p style="text-align: center;">18 min</p>	<p>Whole class activity</p> <p>Drawn on BB or use enlarged copy master or OHP</p> <p>Ps have copies of copy master and rulers on desks (or Ps measure at BB with BB ruler)</p> <p>Reasoning, agreement, praising</p> <p>Whole class discussion</p> <p>Ps refer to the sides of shapes by letters, e.g. in a):</p> <p>Ps might say: T writes: a is equal to c, $a = c$ d is perpendicular to a, $d \perp a$ a is parallel to c, $a \parallel c$ etc.</p> <p>Or Ps use the notation shown opposite, with T's help.</p> <p>Praising, encouragement only</p> <p>N.B. Deal only with what Ps suggest. There is no need to cover <u>all</u> possibilities!</p>

Y4

Lesson Plan 71

Activity

5

PbY4a, page 71

Q.2 Read: *Solve the problems.*

Ps read problems themselves, write plans, estimate and do the calculations (in *Ex. Bks* if they need more space), check and then write the answer as a sentence in *Pbs*. Set a time limit.

Review at BB with whole class. (Ps could show results on scrap paper or slates on command.) Ps who answer correctly explain to those who do not. Class agrees/disagrees. Mistakes discussed and corrected.

Solution:

a) Fred gathered 3456 kg of green apples, 9576 kg of red apples and 986 kg of plums from his orchard.

How much fruit did Fred gather altogether?

Plan: $3456 \text{ kg} + 9576 \text{ kg} + 986 \text{ kg}$

E: $3000 + 10\ 000 + 1000 = 14\ 000$

$$\begin{array}{r}
 3\ 4\ 5\ 6 \\
 9\ 5\ 7\ 6 \\
 +9\ 8\ 6 \\
 \hline
 1\ 4\ 0\ 1\ 8 \\
 221
 \end{array}$$

Answer: Fred gathered 14 018 kg of fruit altogether.

b) There were 10 482 litres of water in a tank. The farmer used 7856 litres of the water to spray his fields.

How much water was left in the tank?

Plan: $10\ 482 \text{ litres} - 7856 \text{ litres}$

E: $11\ 000 - 8000 = 3000$

$$\begin{array}{r}
 1\ 0\ 4\ 8\ 2 \\
 -7\ 8\ 5\ 6 \\
 \hline
 2\ 6\ 2\ 6
 \end{array}$$

Answer: There were 2626 litres of water left in the tank.

36 min

Notes

Individual work, monitored, helped

Deal with one at a time.

Results shown in unison.

Reasoning, agreement, self-correcting, praising

Check by comparing with estimate and by adding in opposite direction.

Check by comparing with estimate and by another subtraction or addition, or with a calculator

Feedback for T

6

PbY4a, page 71, Q.3

Read: *Solve the problems.*

Listen carefully, do the calculation in your *Ex. Bks* and show me the result when I say. Ps who answer correctly explain at BB to those who do not. Who did the same? Who did it another way? etc. Mistakes discussed and corrected. Draw a diagram if necessary.

a) A box full of apples weighs 39 kg. How many kg of apples are there in 80 boxes if an empty box weighs 5 kg?

Plan: B + A: 39 kg, B: 5 kg; Apples in 1 box: $39 - 5 = 34$ (kg)

Apples in 80 boxes: $34 \times 80 = 340 \times 8 = 2720$ (kg)

Answer: There are 2720 kg of apples in 80 boxes.

b) How much do 19 jars of honey cost if each jar costs 680 p?

Plan: 1 jar: 680 p; 19 jars: $680 \text{ p} \times 19$

C: $680 \times 19 = 680 \times 20 - 680 = 6800 \times 2 - 680$
 $= 13\ 600 - 680 = 12\ 920$ (p) = £129.20

Answer: 19 jars of honey cost £129.20.

c) If 8 metres of material cost 4800 p, how much will 2 metres cost?

Plan: 8 m \rightarrow 4800 p

1 m \rightarrow $4800 \text{ p} \div 8 = 600 \text{ p}$

2 m \rightarrow $600 \text{ p} \times 2 = 1200 \text{ p} = \underline{\underline{£12}}$

Answer: 2 metres of material will cost £12.

Whole class activity but individual calculating

P reads each question aloud.

Results written on scrap paper or slates and shown in unison on command.

Reasoning, agreement, self-correcting, praising

(or $39 \times 80 - 5 \times 80$)

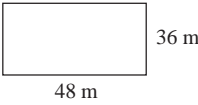
or (with T's help)

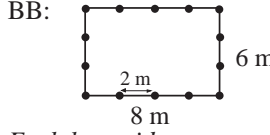
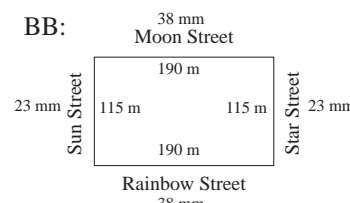
$$\begin{array}{r}
 6\ 8\ 0 \\
 \times1\ 9 \\
 \hline
 6\ 1\ 2\ 0 \quad (680 \times 9) \\
 +6\ 8\ 0\ 0 \quad (680 \times 10) \\
 \hline
 1\ 2\ 9\ 2\ 0
 \end{array}$$

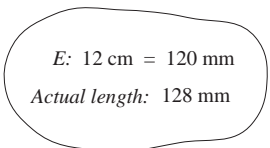
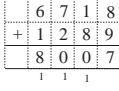
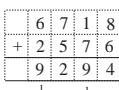
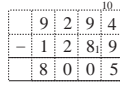
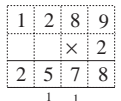
or 8 m \rightarrow 4800 p
 2 m \rightarrow 1200 p ($\div 4$)

or 8 m \rightarrow £48 ($\div 4$)
 2 m \rightarrow £12

45 min

<h1>Y4</h1>	<p>R: Mental and written calculation C: Contextual problems E: <i>Perimeter, sequences</i></p>	<h2>Lesson Plan 72</h2>
<p>Activity</p> <p>1</p>	<p>Calculation</p> <p>Let's do these calculations. Ps come to BB to work through one calculation at a time, explaining reasoning clearly with place value. (e.g. a): $8U + 2U = 10U = 1T + 0U$. I write 0 in the answer and 1 below the tens column. $7T + 5T + 1T = 13T = 1H + 3T$, etc.)</p> <p>Class points out errors in calculation. Ask for long multiplication in f) and long division in h) as revision. Check with a calculator if there is disagreement.</p> <p>BB:</p> <p>a) $\begin{array}{r} 12678 \\ + \quad 852 \\ \hline 13530 \\ \text{1} \quad \text{1} \quad \text{1} \end{array}$</p> <p>b) $\begin{array}{r} 5816 \\ + \quad 425 \\ \hline 1348 \\ + \quad 37 \\ \hline 7626 \\ \text{1} \quad \text{1} \quad \text{2} \end{array}$</p> <p>c) $\begin{array}{r} 3716 \\ - 1578 \\ \hline 2138 \\ \text{10} \quad \text{10} \end{array}$</p> <p>d) $\begin{array}{r} 10000 \\ - 5768 \\ \hline 4232 \\ \text{10} \quad \text{10} \quad \text{10} \end{array}$</p> <p>e) $\begin{array}{r} 10101 \\ - 9999 \\ \hline 9102 \\ \text{10} \quad \text{10} \quad \text{10} \end{array}$</p> <p>f) $\begin{array}{r} 879 \\ \times 6 \\ \hline 54 \\ 420 \\ \hline 4800 \\ 5274 \\ \text{1} \end{array}$</p> <p>g) $\begin{array}{r} 1709 \\ \times 4 \\ \hline 6836 \\ \text{2} \quad \text{3} \end{array}$</p> <p>h) $\begin{array}{r} 78032 \\ - 7 \\ \hline 10 \\ - 7 \\ \hline 33 \\ - 28 \\ \hline 52 \\ - 49 \\ \hline \text{3} \end{array}$</p> <p>i) $\begin{array}{r} 700 \\ 85603 \\ \text{r}3 \\ \text{3} \end{array}$</p> <p style="text-align: center;"><i>10 min</i></p>	<p>Notes</p> <p>Whole class activity Written on BB or use enlarged copy master or OHP Or Ps have copy of copy master on desks (or T dictates numbers and operations and Ps write in <i>Ex. Bks.</i>) and calculate individually before showing results on scrap paper or slates in unison on command.</p> <p>Reasoning, agreement, (self-correction), praising</p> <p>Feedback for T</p>
<p>2</p>	<p>Sequences</p> <p>Let's continue the sequence if this is the rule:</p> <p style="text-align: center;"><i>Each following term is 3 times the previous term minus 2.</i></p> <p>T writes only first terms on BB. Ps come to BB to continue the sequence or dictate terms to T, explaining reasoning. Class checks and points out errors. (Checking can be done with a calculator.)</p> <p>BB:</p> <p>a) 7, (19, 55, 163, 487, 1459, 4375, 13 123, [39 367, ...]) b) 2, (4, 10, 28, 82, 244, 730, 2188, 6562, 19 684, [...]) c) 1, (1, 1, 1, ...)</p> <p style="text-align: center;"><i>15 min</i></p>	<p>Whole class activity Written on BB Ps can do difficult calculations in <i>Ex. Bks</i> before coming to BB or dictating to T. Reasoning, checking, agreement, praising</p> <p>Feedback for T</p>
<p>3</p>	<p>Problem</p> <p>Listen carefully and think how you would solve the problem. T reads problem 2 or 3 times, giving Ps time to think and discuss with their neighbours. Then Ps come to BB or dictate what T should write, explaining reasoning. Class agrees/disagrees or suggests alternative method of solution.</p> <p><i>A rectangular playground is 48 m long by 36 m wide.</i></p> <p>a) <i>What length of fencing would we need to surround it?</i></p> <p>BB: $P = (48 \text{ m} + 36 \text{ m}) \times 2 = 84 \text{ m} \times 2 = \underline{168 \text{ m}}$</p> <p><i>Answer:</i> We would need 168 m of fencing.</p>	<p>Whole class activity Discussion, reasoning, agreement, praising T intervenes if Ps are having problems or make mistakes not noticed by rest of class.</p> <p>BB:</p> <div style="text-align: center;">  </div>

<h1 style="text-align: center;">Y4</h1>		<h2 style="text-align: center;">Lesson Plan 72</h2>																											
<p>Activity</p> <p style="text-align: center;">3</p>	<p>(Continued)</p> <p>b) <i>How many posts would we need if we want to put them 2 m apart?</i></p> <p>BB: On each long side: $48\text{ m} \div 2\text{ m} = 24$ (times) On each short side: $36\text{ m} \div 2\text{ m} = 18$ (times)</p> <p>BUT these are the number of 2 m <u>spaces</u>! We need to make sure that there is a post at <u>each end</u> of each side. (Demonstrate with smaller numbers (e.g. 8 m by 6 m) if necessary to illustrate the concept more easily, drawing dots for posts.)</p> <p>Elicit that calculation should be:</p> <p>BB: Number of posts needed: $25 + 25 + 17 + 17 = \underline{84}$ (or $23 + 23 + 19 + 19 = \underline{84}$)</p> <p><i>Answer:</i> We would need 84 posts if we put them 2 m apart.</p> <p>c) <i>How many posts would we need if we put them 3 m apart?</i></p> <p>BB: On each long side: $48\text{ m} \div 3\text{ m} = 16$ (spaces) On each short side: $36\text{ m} \div 3\text{ m} = 12$ (spaces) Number of posts needed: $17 + 17 + 11 + 11 = \underline{56}$ (or $15 + 15 + 13 + 13 = \underline{56}$)</p> <p><i>Answer:</i> We would need 56 posts if we put them 3 m apart.</p> <p>If the question had asked, <i>How many posts would we need for one of the longer sides?</i>, what calculation would we have done?</p> <p>BB: $48 \div 3 + 1 = 16 + 1 = \underline{17}$</p> <p>Extension</p> <p>What is the area of the playground?</p> <p>($A = 48\text{m} \times 36\text{ m} = 96\text{ m} \times 18\text{ m} = 192\text{ m} \times 9\text{ m} = \underline{1728\text{ m}^2}$)</p> <p>Ps suggest how to do calculation. T give hints if necessary.</p>	<p style="text-align: center;">Notes</p> <p>Discussion, demonstration, agreement, praising</p> <p><u>Simpler example</u></p> <p>BB: </p> <p><i>Each long side:</i> $8\text{ m} \div 2\text{ m} = 4$ (spaces) so <u>5</u> posts are needed</p> <p><i>Each short side:</i> $6\text{ m} \div 2\text{ m} = 3$ (spaces) but only 2 posts are needed, as corner posts are already there on long sides.</p> <p>(Or if you start with short side: 4 posts are needed; long side would need only 3 posts as corner posts are already there on short sides.)</p> <p>As a long side is being considered in isolation.</p> <p>or: <table border="1" style="display: inline-table; vertical-align: middle;"> <tr><td></td><td></td><td>4</td><td>8</td></tr> <tr><td></td><td></td><td>\times</td><td>3</td><td>6</td></tr> <tr><td></td><td></td><td>2</td><td>8</td><td>8</td></tr> <tr><td></td><td></td><td>$+$</td><td>1</td><td>4</td><td>4</td><td>0</td></tr> <tr><td></td><td></td><td>1</td><td>7</td><td>2</td><td>8</td></tr> </table> (with T's help)</p>			4	8			\times	3	6			2	8	8			$+$	1	4	4	0			1	7	2	8
		4	8																										
		\times	3	6																									
		2	8	8																									
		$+$	1	4	4	0																							
		1	7	2	8																								
<p style="text-align: center;">4</p>	<p>PbY4a, page 72</p> <p>Q.1 Read: <i>This sketch shows a park surrounded by 4 streets.</i></p> <p>Ps first measure the lengths of each street and write them <u>outside</u> the diagram beside the street names. How can we change them to real lengths? (Multiply by 5 and change the unit to m.) Ps write these real lengths <u>inside</u> the diagram.</p> <p>Review at BB with whole class. Ps come to BB or dictate to T. Mistakes corrected. (T could draw a table to show the lengths.)</p> <p>Read: <i>Sarah started at one corner and followed the railings all the way around the edge of the park back to where she started. How far did Sarah walk?</i></p> <p>Elicit that Sarah walked around the <u>perimeter</u> of the park.</p> <p>Ps do calculation in <i>Pbs</i> (or in <i>Ex. Bks</i> if they need more space) and write the answer as a sentence.</p> <p>Review at BB with whole class. Ps come to BB or dictate to T, explaining reasoning. Class agrees/disagrees. Mistakes discussed and corrected.</p> <p>1. What is the ratio of the real distances to the sketch distances?</p> <p>2. What is the area of the park?</p> <p>($A = 190 \times 115 = 19 \times 1150 = 20 \times 1150 - 1150$ $= 2 \times 11500 - 1150 = 23\,000 - 1150 = \underline{21\,850\text{ (m}^2\text{)}}$)</p>	<p>Individual work, monitored, helped</p> <p>Discuss the scale and elicit how to find the real lengths.</p> <p>Drawn on BB</p> <p>Agreement, praising</p> <p>BB: </p> <p><i>Solution:</i></p> <p>$P = (190\text{ m} + 115\text{ m}) \times 2$ $= 305\text{ m} \times 2 = \underline{610\text{ m}}$</p> <p><i>Answer:</i> Sarah walked 610 m.</p> <p>1. <i>Scale:</i> 1 mm \rightarrow 5 m or 1 mm \rightarrow 5000 mm Real distance is 5000 times more, so ratio is <u>5000 : 1</u></p>																											

<h1>Y4</h1>		<p>Lesson Plan 72</p>
<p>Activity</p> <p>5</p>	<p>PbY4a, page 72</p> <p>Q.2 Read: <i>This sketch shows a bicycle route through a wood.</i> <i>Estimate, then measure the length of the route on the sketch with the help of a strip of paper.</i></p> <p>Ps have thin strips of paper (or pieces of string) on desks. Let's estimate the length of the perimeter and write it inside the diagram. Think of a cm in your head and imagine how many you would need to cover the line. T asks several Ps for their estimate. Let's see who is closest!</p> <p>Ps make a mark on diagram, then curl their strip of paper (or string or thread) around the edge of the diagram, mark the point where it meets itself, then unfurl it and lay it along a ruler. Ps write this length inside the diagram too. (It need only be approximate.)</p> <p>Review at BB with whole class. Ask several Ps what they measured and compare with their estimates. Whose estimate was closer? Class applauds Ps with closest estimate.</p> <p>Read: <i>Calculate the length of the route in real life.</i> How can we do it? (Multiply by 100 and change the unit to m.) T asks one or two Ps to give their sketch length and real distance. Class decides whether they are correct.</p> <p>e.g. Sketch distance: 128 mm. Real distance: $128 \times 100 = 12\ 800\ (m) = \underline{12\ km\ 800\ m}$ 33 min</p>	<p>Notes</p> <p>Paired work in measuring, individual work in estimating and calculating, monitored, helped</p> <p>Route drawn on BB or use enlarged copy master or OHP for demonstration only.</p> <p>T writes estimates on BB.</p> <p>T demonstrates method of measuring..</p> <p>BB: e.g. </p> <p>Agreement, praising Self-correction only if wildly inaccurate.</p> <p>Reasoning, agreement, self-correction, praising</p> <p>BB: 1000 m = 1 km</p>
<p>6</p>	<p>PbY4a, page 72</p> <p>Q.3 Read: <i>Make a plan, estimate, calculate, check and write the answer as a sentence.</i></p> <p>Deal with one part at a time. Set a time limit. Ps can do calculations in <i>Ex. Bks.</i></p> <p>Review at BB with whole class. Ps come to BB to show solution, explaining reasoning. Who agrees? Who did it a different way? etc. Mistakes discussed and corrected.</p> <p>Solutions:</p> <p>a) <i>Bubbletown has 6718 inhabitants, which is 2576 less than Sudsville has. If 1289 people moved from Sudsville to Bubbletown, which town would have more people and how many more?</i></p> <p>BB: B: Now has : 6718 Would have: $6718 + 1289 = \underline{8007}$</p> <p>S: Now has: $6718 + 2576$ Would have: $6718 + 2576 - 1289 = \underline{8005}$</p> <p>or Difference now: 2576 (more for S) Change in difference would be: $2 \times 1289 = 2578$ (more for B)</p> <p>So B will have $2578 - 2576 = \underline{2}$ more than S.</p> <p>Answer: <i>Bubbletown would have 2 more people than Sudsville.</i></p>	<p>Whole class activity with a), then individual work, monitored, helped</p> <p>Discussion, reasoning, agreement, self-correction, praising</p> <p>Allow Ps to try to solve it at BB, with T's help.</p> <p>e.g.</p> <p>B </p> <p>S:  </p> <p>S B $8005 < 8007$ 2</p> <p>or </p> <p>Extra praise if Ps suggest the difference method.</p>

Y4*Lesson Plan 72***Activity**

6

(Continued)

Q.3 b) *How much do 8 metres of curtain material cost if 1 m costs 2400 p?*

$$\begin{array}{l} \text{BB: } 1 \text{ m} \rightarrow 2400 \text{ p} \quad \text{or} \quad 1 \text{ m} \rightarrow \text{£}24 \\ \quad 8 \text{ m} \rightarrow 2400\text{p} \times 8 \quad \quad 8 \text{ m} \rightarrow \text{£}24 \times 8 \\ \quad \quad \quad = \underline{19\,200 \text{ p}} \quad \quad \quad = \underline{\text{£}192} \end{array}$$

Answer: 8 metres cost £192.

c) *Steve spent 1 third of his savings, £6500, on a new car.*

i) *How much money did Steve have originally?*

$$\begin{array}{l} \text{BB: } \text{Spent: } 1 \text{ third} \rightarrow \text{£}6500 \\ \quad \text{Had: } 3 \text{ thirds} \rightarrow \text{£}6500 \times 3 = \underline{\text{£}19\,500} \end{array}$$

Answer: Steve had £19 500 originally.

ii) *How much money does he have left?*

$$\begin{array}{l} \text{BB: } \text{Had: } 3 \text{ thirds} \quad \text{Spent: } 1 \text{ third} \rightarrow \text{£}6500 \\ \quad \text{Had left: } 2 \text{ thirds} \rightarrow \text{£}6500 \times 2 = \underline{\text{£}13\,000} \end{array}$$

or Had: £19 500 Spent: £6500

$$\text{Had left: } \text{£}19\,500 - \text{£}6500 = \underline{\text{£}13\,000}$$

Answer: Steve has £13 000 left

d) *Helen bought 4 matchbox cars for each of her two brothers. She spent 2400 p altogether. How much was each car?*

$$\begin{array}{l} \text{BB: } \text{Bought: } 4 \times 2 = 8 \text{ cars} \quad \text{Spent: } 2400 \text{ p} = \text{£}24 \\ \quad 8 \text{ cars} \rightarrow \text{£}24 \\ \quad 1 \text{ car} \rightarrow \text{£}24 \div 8 = \underline{\text{£}3} \end{array}$$

Answer: Each car cost £3.

Notes

C:

$$\begin{array}{r} 2400 \\ \times 8 \\ \hline 19200 \end{array}$$

$$\begin{array}{r} 6500 \\ \times 3 \\ \hline 19500 \end{array}$$

$$\begin{array}{r} 6500 \\ \times 2 \\ \hline 13000 \end{array}$$

$$\begin{array}{r} 19500 \\ - 6500 \\ \hline 13000 \end{array}$$

$$\begin{array}{l} \text{Check: } \text{£}3 \times 8 = \text{£}24 \\ \quad \quad \quad = 2400 \text{ p} \checkmark \end{array}$$

Accept and praise any correct method of solution in all the above but show the most straightforward too!

45 min

Y4

R: Calculations
 C: Problems in context
 E: Quantities. Puzzles

Lesson Plan 73

Activity

1

Puzzle

T has additions and subtractions as letters written on BB. The same letters mean the same digits. Which numbers could we write instead of the letters? Ps can discuss with neighbours or try possible numbers on slates or in *Ex. Bks.* When they have found a solution, they show it on BB. Who agrees? Who found other numbers? etc.

If Ps are stuck, T gives hints, as below.

BB:

a)

	A	B	C
+	A	B	C
	D	A	B

[

	3	6	8
+	3	6	8
	7	3	6

or

	1	0	5
+	1	0	5
	2	1	0

or

	2	6	3
+	2	6	3
	5	2	6

]

Hint: e.g. B must be even, $A < 5$

b)

	A	B	C
-	B	C	A
	B	C	D

[

	7	3	6
-	3	6	7
	3	6	9

or

	5	2	6
-	2	6	5
	2	6	1

or

	2	1	0
-	1	0	2
	1	0	8

]

Hint: e.g. $A > B$. Advise Ps to try $A = 7$

c)

	A	B	C
-	B	C	A
	D	C	A

[

	9	7	8
-	7	8	9
	1	8	9

or

	5	1	0
-	1	0	5
	4	0	5

or

	6	5	2
-	5	2	6
	1	2	6

]

Hint: e.g. $A > B$. Advise Ps to try $A = 9$

8 min

Notes

Whole class activity

Written on BB or SB or OHT

Set a time limit for each, then if nobody has solved it by then, T gives hints.

Discuss reasoning for hints:

B must be even (2 times C, or 2 times any whole number, results in an even number)

A must be < 5 ($5 + 5 = 10$ but D must be < 10 as there are no thousands digits)

etc.

Possible solutions given but others are possible.

Agreement, checking, praising

These are difficult problems, so if Ps solve any without help, they deserve a round of applause!

2

Missing numbers

Study the table. The rule for row *c* is given. Let's fill in the missing numbers. Encourage mental calculation where possible. Necessary written calculations can be done in *Ex. Bks* or on scrap paper or slates.

Ps come to BB to choose a column and fill in number, explaining reasoning. Class agrees/disagrees. Elicit other forms of the rule.

BB:

<i>a</i>	780	1000	2813	0	5000	4000	1
<i>b</i>	40	400	1000	0	723	315	1
$c = 2 \times a + b$	1600	2400	6626	0	10 723	8315	3

Rule: $c = 2 \times a + b$, $b = c - 2 \times a$, $a = (c - b) \div 2$

Ps add other columns to table. Class checks that they are correct.

13 min

Whole class activity

Drawn on BB or use enlarged copy master or OHP

At a good pace

Reasoning, agreement, praising

Feedback for T

Extension

Y4

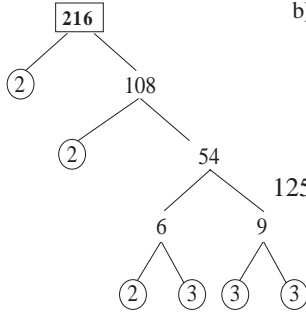
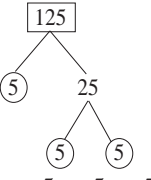
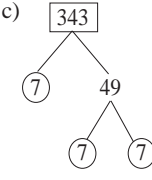

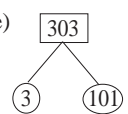
Lesson Plan 73

Activity

3

Factorising

Let's break down these numbers into their prime factors. Ps come to BB or dictate to T, explaining reasoning, Class agrees/disagrees.

BB: a)  b)  c) 
 125 = 5 × 5 × 5 343 = 7 × 7 × 7
 d)  Prime number!
 e) 
 $216 = 2 \times 2 \times 2 \times 3 \times 3 \times 3$ $303 = 3 \times 101$

When complete, Ps write the number as a product of its prime factors.

Let's use the prime factors to help us list all the factors of the number.

BB:

Number	Factors
<u>216</u>	1, 2, 3, 4, 6, 8, 9, 12, 18, 24, 27, 36, 54, 72, 108, 216
<u>125</u>	1, 5, 25, 125
<u>343</u>	1, 7, 49, 343
<u>79</u>	1, 79 (prime number – only has factors 1 and itself)
<u>303</u>	1, 3, 101, 303

20 min

Notes

Whole class activity

(Ps can try it in *Ex. Bks.* or on their slates too if they wish.)

Ps suggest the starting pair of factors.

At a good pace

Reasoning, agreement, praising

Ps come to BB or dictate to T

Agreement, praising

List in pairs, either vertically or horizontally as shown.

(1 at LHS and 216 at RHS, 2 after the 1 and 108 before 216, etc.)

Agreement, praising

4

PbY4a, page 73

Q.1 Read: *Underline the important data. Write a plan here. Do the calculation and check it in your exercise book. Write the answer as a sentence here.*

Deal with one at a time (or with each step at a time if Ps are not very able). Set a time limit.

Review at BB with whole class. Ps could show results on scrap paper or slates on command. Ps answering correctly come to BB to show solution, explaining reasoning. Who did the same?

Who did it another way? etc. Mistakes discussed and corrected.

Solution:

a) *To celebrate the 250th anniversary of a school, 1260 guests were invited to a reception but only 987 attended.*

How many people did not attend?

Plan: 1260 – 987

C:

1	2	6	0
9	8	7	
2	7	3	

Answer: 273 people did not attend.

Individual work, monitored, helped

T could review the important data before Ps solve problem.

Discussion, reasoning, agreement, self-correction, praising

The 250th anniversary is not important for the solution.

Y4

Lesson Plan 73

Activity

Notes

5

(Continued)

c) Alex cycled at the same speed for 7 minutes. How far did he travel if he covered 352 m every minute?

BB: 1 minute: 352 m

7 minutes: $352 \text{ m} \times 7 = 2464 \text{ m} = \underline{2 \text{ km } 464 \text{ m}}$

Answer: Alex travelled 2 km 464 m.

d) The valve on a tank was left open by mistake and 8 litres of water flowed out every second.

The tank was empty after 547 seconds but in the final second only 2 litres of water flowed out. How much water was in the tank to begin with?

BB: Water lost after 1 second: 8 litres

after 546 seconds: $8 \text{ litres} \times 546$

$= 4368 \text{ litres}$

after 547 seconds: $4368 + 2 = \underline{4370}$ (litres)

Answer: There were 4370 litres in the tank to begin with.

40 min

$$\begin{array}{r} 352 \\ \times 7 \\ \hline 2464 \end{array}$$

T explains what a valve is and talks about the context if necessary.

$$\begin{array}{r} 546 \\ \times 8 \\ \hline 4368 \end{array}$$

Or after 547 sec:

$8 \text{ litres} \times 547 - 6 \text{ (litres)}$

$= 4376 - 6 = \underline{4370}$ (litres)

6

PbY4a, page 73, Q.3

Read: *Is there enough data to answer the question? If there is, solve it.*

Deal with one part of each question at a time. P reads question aloud. T gives Ps time to think about it. When I say, stand up if you think it can be solved and remain sitting if you think there is not enough data.

Show me what you think . . . now!

Ps who think it can be solved come to BB to show solution (with help of class). Ps who do not think so explain why not.

Solutions:

a) Jenny was born on the 1st of May and weighed 3180 g.

On the morning of the 25th July she weighed 5 kg 615 g.

i) How many days old was she on the 25th July?

From 1st of May to 25 July: $31 + 30 + 25 = \underline{86}$ (days)

Answer: Jenny was 86 days old on the 25th July.

ii) How much weight had she put on since she was born?

Weight on 1st May: 3180 g

Weight on 25th July: 5 kg 615 g = 5615 g

Weight gained: $5615 \text{ g} - 3180 \text{ g} = 2435 \text{ g}$

$= \underline{2 \text{ kg } 435 \text{ g}}$

Answer: Jenny had put on 2 kg 435 g in weight.

$$\begin{array}{r} 615 \\ - 318 \\ \hline 2435 \end{array}$$

b) They let out 2356 litres of water from a dam on Sunday.

On Monday they let out 7105 litres.

i) How much water did they let out during the 2 days?

Amount of water: $2356 + 7105 = \underline{9461}$ (litres)

Answer: They let out 9461 litres during the 2 days.

ii) How many litres of water are still in the dam?

It is impossible to say, as we do not know how many litres were in the dam to begin with.

45 min

Whole class activity

(or individual work if Ps wish)

T has questions written on BB or SB or OHT.

In unison

Discussion, reasoning, agreement, praising

Ps tell class of any young babies they know, how old they are (months, weeks, days) and what their weight is.)

(If we assume from the 2nd weight that it is the same year!)

(T could have this weight in bags of sugar, etc. to give Ps an idea of how much the baby had grown.)

(T could have a picture of a dam to show to class and explain why dams need to be built.)

BB:

$$\begin{array}{r} 2356 \\ + 7105 \\ \hline 9461 \end{array}$$

Extra praise for Ps who realise this without help from T.

Y4

Lesson Plan 74

Activity

3

(Continued)

- a) *They put 3800 kg of meat into each of two vans. Then they put an extra 1600 kg of meat into one van and took out 500 kg of meat from the other.*

How much more meat did one van carry than the other van?

BB:

Van A

Had: 3800 kg Then had: $3800 \text{ kg} + 1600 \text{ kg} = \underline{5400 \text{ kg}}$

Van B

Had: 3800 kg Then had: $3800 \text{ kg} - 500 \text{ kg} = \underline{3300 \text{ kg}}$

Amount more in Van A: $5400 \text{ kg} - 3300 \text{ kg} = \underline{2100 \text{ kg}}$

or

Change in difference: $1600 \text{ kg} + 500 \text{ kg} = \underline{2100 \text{ kg}}$

Answer: The first van carried 2100 kg more meat than the other.

- b) *A lorry can carry, at most, 2100 kg of wood. How much wood could have been moved by the lorry after it has made 9 journeys?*

BB:

Wood moved after: 1 journey $\rightarrow 2100 \text{ kg}$

9 journeys $\rightarrow 2100 \text{ kg} \times 9 = \underline{18\,900 \text{ kg}}$

Answer: The lorry could have moved 18 900 kg of wood.

- c) *In an orchard, 8706 kg of apples and 6954 kg of pears were picked. The apples were put into nets which could hold 8 kg each. The pears were packed into boxes which could hold 6 kg each. They filled 876 nets of apples and 876 boxes of pears.*

Which fruit did they have more of left over? How much more?

BB:

Apples Picked: 8706 kg Each net: 8 kg

Packed in nets: $8 \text{ kg} \times 876 = 7008 \text{ kg}$

Left over: $8706 \text{ kg} - 7008 \text{ kg} = \underline{1698 \text{ kg}}$

Pears Picked: 6954 kg Each box: 6 kg

Packed in boxes: $6 \text{ kg} \times 876 = 5256 \text{ kg}$

Left over: $6954 \text{ kg} - 5256 \text{ kg} = \underline{1698 \text{ kg}}$

Answer: They had the same quantity of each fruit left over.

- d) *Leslie has saved £2856 and Ann has saved 6 times that amount. How much money does Ann have?*

BB:

L: £2856, A: $\pounds 2856 \times 6 = \underline{\pounds 17\,136}$

Answer: Ann has £17 136.

- e) *Emma has £3756 in her bank account, which is 6 times the amount that David has.*

How much money is in David's bank account?

BB:

E: £3756, D: $\pounds 3756 \div 6 = \underline{\pounds 626}$

Answer: David has £626 in his bank account.

Notes

Draw a diagram if necessary.

Or plan in one line:

$$(3800 + 1600) - (3800 - 500) = 1600 + 500 = \underline{2100 \text{ (kg)}}$$

	5	4	0	0
-	3	3	0	0
	2	1	0	0

	1	6	0	0
+		5	0	0
	2	1	0	0

On slates:

A > B
2100 kg

	2	1	0	0
			$\times 9$	
1	8	9	0	0

	8	7	6						
		$\times 8$							
7	0	0	8						
		6	4						

	8	7	0	6					
-	7	0	0	8					
	1	6	9	8					

	8	7	6						
		$\times 6$							
5	2	5	6						
		4	3						

	6	9	5	4					
-	5	2	5	6					
	1	6	9	8					

(On slates: A = P)

	2	8	5	6					
			$\times 6$						
1	7	1	3	6					
		5	3	3					

		6	2	6					
6	3	7	5	6					
		1	3						

Y4

Lesson Plan 74

Activity

3

(Continued)

- f) *This month, Paul has earned £2145, which is 1 seventh of the amount that he had in his bank account at the beginning of the month.*

How much did he have in his bank account at the beginning of the month?

BB:

$$1 \text{ seventh of amount: } \pounds 2145 \quad \text{Whole amount: } \pounds 2145 \times 7 = \underline{\pounds 15\,015}$$

Answer: Paul had £15 015 in his bank account at the beginning of the month.

- g) *Chris had saved £16 247. He spent 1 seventh of it on a holiday.*

- i) *How much money did he spend on his holiday?*

BB:

$$\text{Had: } \pounds 16\,247 \quad \text{Spent: } \pounds 16\,247 \div 7 = \underline{\pounds 2321}$$

Answer: Chris spent £2321 on his holiday.

- ii) *How much money does he have left?*

BB: e.g.

$$\text{Has left: } \pounds 16\,247 - \pounds 2321 = \underline{\pounds 13\,926}$$

or:

$$\text{Spent: } 1 \text{ seventh} \rightarrow \pounds 2321$$

$$\text{Has left: } 6 \text{ sevenths} \rightarrow \pounds 2321 \times 6 = \underline{\pounds 13\,926}$$

Answer: Chris has £13 926 left.

- h) *A motorcyclist covered 11 064 m in 8 minutes.*

A cyclist covered 2290 m in the same time.

How much further did the motorcyclist travel than the cyclist?

BB:

$$\text{MC: } 11064 \text{ m} \quad \text{C: } 2290 \text{ m}$$

$$\text{Difference: } 11064 \text{ m} - 2290 \text{ m} = \underline{8774 \text{ m}} (= 8 \text{ km } 774 \text{ m})$$

Answer: The motorcyclist travelled 8 km 774 m further.

41 min

Notes

$$\begin{array}{r} 2145 \\ \times 7 \\ \hline 15015 \end{array}$$

$$\begin{array}{r} 16247 \\ \div 7 \\ \hline 2321 \end{array}$$

$$\begin{array}{r} 11064 \\ - 2290 \\ \hline 8774 \end{array}$$

$$\begin{array}{r} 2321 \\ \times 6 \\ \hline 13926 \end{array}$$

$$\begin{array}{r} 11064 \\ - 2290 \\ \hline 8774 \end{array}$$

Agree that the 8 minutes is not needed for the solution.

4

PbYY4a, page 74, Q.2

Read: *Write T in the box if you think the statement is true and F if you think it is false.*

T chooses a different P to read each question to class. Ps write T or F in *Pbs*. Show me what you have written . . . now!

T chooses 2 Ps with different responses to explain reasoning to class. Class decides who is correct. (T could have sugar, salt, flour, water and scales on hand in case of disagreement.)

- a) *20 cl of sugar weighs the same as 20 cl of flour.* (F)
- b) *1 litre of water weighs the same as 1 litre of flour.* (F)
- c) *1 kg of salt takes up less space than 1 kg of sugar.* (T)
- d) *1 kg of flour weighs more than 1 kg of salt.* (F)
- e) *A 10 cm cube made from wood takes up less space than a 10 cm cube made from marble.* (F)

45 min

Whole class activity

Responses written on scrap paper or slates, or use pre-agreed actions for T and F.

Reasoning, agreement, self-correcting in *Pbs*, praising

Reasoning: e.g.

- a) Sugar is heavier than flour.
- b) Water is heavier than flour.
- c) Salt is heavier than sugar, so less is needed for 1 kg.
- d) They are equal. (Both 1 kg)
- e) Both have volume 100 cm³.

Y4		<i>Lesson Plan</i> 75
<i>Activity</i>	<p>Calculation practice, revision, activities, consolidation <i>PbY4a, page 75</i></p> <p><i>Solutions:</i></p> <p>Q.1 a) $2 \text{ km } 740 \text{ m} + 3 \text{ km } 38 \text{ m} = \underline{5 \text{ km } 778 \text{ m}}$ b) $3 \text{ kg} - 2 \text{ kg } 860 \text{ g} = 1 \text{ kg} - 860 \text{ g} = \underline{140 \text{ g}}$ c) $1 \text{ hour } 25 \text{ minutes} + 2 \text{ hours } 45 \text{ minutes}$ $= 3 \text{ hours } 25 \text{ minutes} + 45 \text{ inutes} = \underline{4 \text{ hours } 10 \text{ minutes}}$ d) $4 \text{ hours } 5 \text{ minutes} - 2 \text{ hours } 20 \text{ minutes}$ $= 2 \text{ hours } 5 \text{ minutes} - 20 \text{ minutes} = \underline{1 \text{ hour } 45 \text{ minutes}}$ e) $(2 \text{ litres } 450 \text{ ml}) \times 2 = 4 \text{ litres } 900 \text{ ml}$ f) $(4 \text{ litres } 50 \text{ ml}) \div 3 = 4050 \text{ ml} \div 3 = 1350 \text{ ml}$ $= \underline{1 \text{ litre } 350 \text{ ml}}$ g) $(2 \text{ hours } 43 \text{ minutes}) \times 2 = 4 \text{ hours } 86 \text{ minutes}$ $= \underline{5 \text{ hours } 26 \text{ minutes}}$ h) $(3 \text{ hours } 18 \text{ minutes}) \div 2 = 198 \text{ minutes} \div 2$ $= 99 \text{ minutes}$ $= \underline{1 \text{ hour } 39 \text{ minutes}}$</p> <p>Q.2 a) $3060 > 3006$ b) $80 < 8000 \div 10$ c) $21\,306 = 21\,406 - 100$ d) $476 \times 2 > 320 \times 2$ e) $32\,178 > 22\,178 + 1001$ f) $8.5 = 9 - \frac{1}{2}$</p> <p>Q.3 a) $2569 - (1360 + 226) = 2569 - 1586 = \underline{983}$ 983 students could have attended the concert. b) Tickets sold: $1360 + 226 + 1100 = 2686$ People unable to attend: $2686 - 2569 = \underline{117}$</p> <p>Q.4 a) $2000 + \underline{50} = 2050$ b) $3000 + 400 + \underline{80} = 3480$ c) $886 - \underline{80} = 806$ d) $4066 - \underline{2000} = 2066$ e) $2000 + \underline{840} + 9 = 2849$ f) $6271 - \underline{1886} = 4385$</p> <p>Q.5 a) 1305 b) 2020 c) 999 d) 652 e) 2001 MCCC V MMXX CMXCIX DCLII MMI f) 2504 g) 1450 h) 1108 i) 586 j) 1263 MMDIV MCDL MCVIII DLXXXVI MCCLXIII</p>	<i>Notes</i>

Y4


R: Mental calculation
 C: Fractions: including tenths; equivalent fractions
 E: Models

Lesson Plan
76

Activity

1


Fractions 1

One day, *Freddie Fox* stopped to help *Arnie* and *Barnie Bear* share a piece of cheese they had found. BB:  cheese
 He did it this way:



and told the bears that now they each had half of the cheese. Was this true? (No, because if they each had half, the 2 pieces would be equal.)

Let's pretend that the circle on your desk is the bears' cheese. Cut it into 2 halves and show me them when I say. Show me . . . now!

BB:  $\frac{1}{2}$ P responding correctly explains how he/she did it. (Folding in half so that the 2 edges meet exactly, then cutting along the fold.)

Who remembers how to write 1 half without words? T reminds Ps if they have forgotten. T writes on BB, Ps on each half of their 'cheese'.

Barnie Bear was crying because *Arnie's* piece was bigger than his, so what do you think *Freddie Fox* did then?

He ate the extra on *Arnie's* piece so that both pieces were the same! *Freddie Fox* said, "Now you both have 2 equal halves of the cheese."

Was he right? (No, because *Freddie Fox* had eaten some of the cheese too, so although the 2 pieces he gave to the bears were equal, they were not halves of the whole cheese!)

5 min

Notes

Whole class activity

Ps have circles of paper and scissors on desks.

Drawn or stuck on BB, or use enlarged copy master (or use any cartoon characters and change the context to fit)

Discussion, agreement, praising

In unison

Demonstration, praising

Ps who were wrong try again.

BB: 1 half = $1 \div 2 = \frac{1}{2}$

Ask Ps what they think.




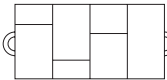
Discussion, agreement, praising


What a wily fox he was!


2


Fractions 2


One day, *Snow White* baked a large apple pie BB:  and left it on the kitchen table for the 7 dwarfs.

Dopey wanted to divide it up like this. BB:  What do you think? (It is not fair, as some pieces are bigger than others.)

How should he do it? (Divide it into 7 equal parts.)
 That is just what *Doc* did. He cut it up like this. BB: 

BB:  $\frac{1}{7}$ *Doc* went to pick mushrooms in the wood. He took 1 seventh of the pie with him. Who can write 1 seventh beside the diagram?

BB:  $\frac{2}{7}$ *Bashful* and *Happy* went to pick flowers. They took 2 sevenths of the pie with them. Who can write 2 sevenths beside the diagram?

BB:  $\frac{4}{7}$ *Sneezy*, *Dopey*, *Grumpy* and *Sleepy* went to the forest to chop up wood. They took 4 sevenths of the pie with them. Who can write 4 sevenths beside the diagram?

Let's look at this fraction more closely. What do the numbers really mean?

10 min

Whole class activity

Drawn on BB or use enlarged copy masters or OHP

(If possible, T has cartoons of *Snow White* and the 7 dwarfs stuck to side of BB, or use any other suitable context)

Reasoning, agreement, praising

Ps come to BB. Class agrees/disagrees.

Praising, encouragement only

Discussion on the meaning and name of the parts:

BB: $\frac{4}{7}$
 fraction line \rightarrow 4 \leftarrow numerator
 \leftarrow 7 \leftarrow denominator

denominator: number of equal parts the whole has been divided into

numerator: how many of these parts we take.


Y4


Lesson Plan 76

Activity

3

Fractions 3

Ps each have 5 of these rectangles on their desks.  1 unit
T holds up a rectangle. This is 1 whole unit.

Colour *red* 1 half of the rectangle. Show me . . . now!
(Accept any 6 of the 12 grid squares.) e.g. $\frac{1}{2}$ 

Repeat with other fractions: $\frac{1}{4}$, $\frac{1}{3}$, $\frac{1}{6}$, $\frac{1}{12}$ each in a different colour.

Let's compare the parts you have coloured and write them in increasing order.. Ps come to BB or dictate to T. Class agrees/disagrees.

BB: $\frac{1}{12} < \frac{1}{6} < \frac{1}{4} < \frac{1}{3} < \frac{1}{2}$

Let's compare the parts which are not coloured and write them in decreasing order. Ps come to BB or dictate to T. Class agrees/disagrees.

BB: $\frac{11}{12} > \frac{5}{6} > \frac{3}{4} > \frac{2}{3} > \frac{1}{2}$

A, come and choose a fraction. Point to the denominator. What does it mean? Point to the numerator. What does it mean? Point to the fraction line. What operation does it mean? (division)

20 min

Notes

Whole class activity
Use copy master, enlarged and cut out.

In unison
Ps write $\frac{1}{2}$ on coloured part.

Ps use a different rectangle to show each fraction.

Ps lay rectangles out on desks so that they can decide more easily.

Discussion, reasoning, agreement, praising

Ps write these fractions on uncoloured part.

With T's help if necessary.

Reasoning, agreement, praising

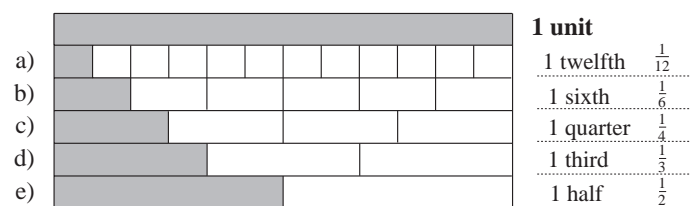
4

PbY4a, page 76

Q.1 Read: *A strip of paper is 1 unit long. What is the value of each shaded part?*

Ps can write fractions as words or numbers. Set a time limit.
Review at BB with whole class. Ps come to BB, say the fractions and write them with numbers. Class agrees/disagrees.
Mistakes discussed and corrected.

Solution:



T points to 1 sixth in b) on the diagram. What other fraction is the same length? (2 twelfths) We can write it like this.

BB: $\frac{1}{6} = \frac{2}{12}$ Elicit other equal fractions. e.g.

$\frac{1}{4} = \frac{3}{12}$; $\frac{1}{3} = \frac{2}{6} = \frac{4}{12}$; $\frac{1}{2} = \frac{2}{4} = \frac{3}{6} = \frac{6}{12}$

26 min

Individual work. monitored, helped

Drawn on BB or use enlarged copy master or OHP

Discussion, reasoning, agreement, self-correction

Praising, encouragement only

Feedback for T

Whole class activity

Ps come to BB or dictate to T
Agreement, praising

Ps point out numerator and denominator. (Remember which is which by thinking of the denominator as down.)

Extension

Y4

Lesson Plan 76

Activity

5

PbY4a, page 76

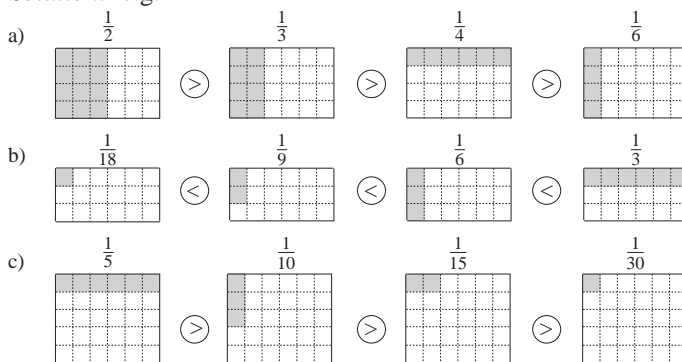
Q.2 Read: *Each rectangle is 1 unit. Colour the parts shown and compare them.*

Deal with one row at a time. Set a time limit. What should you write in the circles? (<, > or =)

Review at BB with whole class. Ps come to BB to colour and write signs, explaining reasoning. Class agrees/disagrees.

Elicit how many grid squares should be shaded. Mistakes discussed and corrected.

Solution: e.g.



36 min

Notes

Individual work, monitored, helped

Drawn on BB or use enlarged copy master or OHP

(Or T has solution already prepared and uncovers each rectangle as it is dealt with.)

Reasoning, agreement, self-correction, praising

Accept any correct shading. (i.e. the correct number of squares but in any position)

What do you notice?

Elicit that in unit fractions like these (i.e. when the numerator is 1) the greater the denominator, the smaller the part .

Extra praise if Ps notice equal fractions.

6

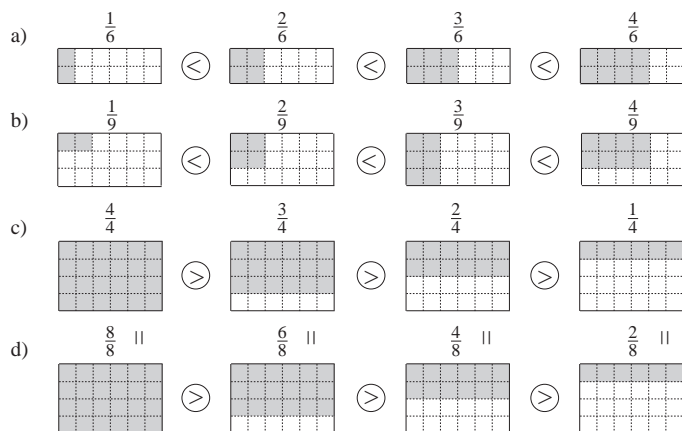
PbY4a, page 76

Q.3 Read: *The area of each rectangle is 1 unit. Colour the parts shown and compare them.*

Deal with one row at a time. Set a time limit.

Review at BB with whole class. Ps come to BB to colour and write signs, explaining reasoning. Class agrees on how many grid squares should be shaded. Mistakes discussed and corrected. Draw Ps attention to equal fractions (as below).

Solution: e.g.



45 min

Individual work, monitored, helped

Drawn on BB or use enlarged copy master or OHP

(Or T has solution already prepared and uncovers each rectangle as it is dealt with.)

Reasoning, agreement, self-correction, praising

Accept any correct shading.

Ps come to BB to choose a fraction, say it aloud, write it in words, point out the numerator and denominator and say what they mean.

Which rows of rectangles are the same? [c) and d)]

What do you notice? e.g.

$$\frac{4}{4} = \frac{8}{8}; \frac{3}{4} = \frac{6}{8}; \text{ etc.}$$

Extra praise if Ps notice that numerator and denominator have been multiplied by 2.

Y4

R: Mental calculation
 C: **Fractions: equivalent fractions; number line.**
 E: Models

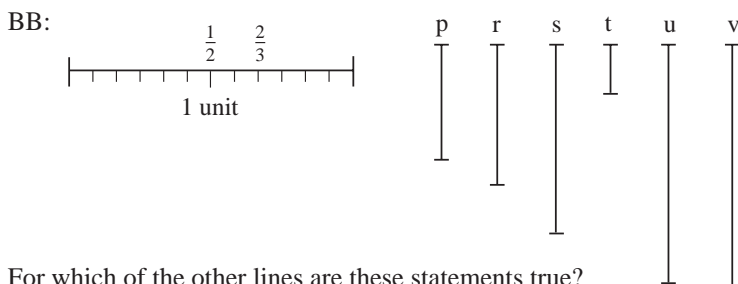
Lesson Plan
77

Activity

1

Comparing fractions

T has lines drawn (or stuck) on BB. The horizontal line is 1 unit.
 Where would $\frac{1}{2}$ and $\frac{2}{3}$ of a unit be? Ps come to BB to label them, explaining reasoning. Class agrees/disagrees and labels their units too.



For which of the other lines are these statements true?

Ps come to BB to set a pair of BB compasses or mark on a paper strip the relevant fraction of the unit, then hold against each vertical line in turn to see if it satisfies the statement. Class shouts 'yes' or 'no'. T writes it as an inequality on BB.

- a) Its length is greater than $\frac{1}{2}$. (s, u, v > $\frac{1}{2}$)
- b) Its length is not greater than $\frac{1}{2}$. (p, r, t ≤ $\frac{1}{2}$)
- c) Its length is less than $\frac{2}{3}$. (p, r, t < $\frac{2}{3}$)
- d) Its length is not less than $\frac{2}{3}$. (s, u, v ≥ $\frac{2}{3}$)
- e) Its length is greater than $\frac{1}{2}$ but less than $\frac{2}{3}$. (none)

6 min

Notes

Whole class activity
 Drawn/written on BB or use enlarged copy master or OHP
 Ps could have copies of copy master on desks too.
 Agreement, praising

Ps could use rulers or a paper strip to compare the lines on their desks as a check.
 (Actual lengths are unimportant, just whether they are more, than, less than or equal to the relevant fraction.)
 Agreement, checking praising

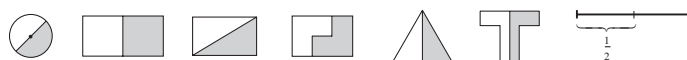
2

Modelling fractions

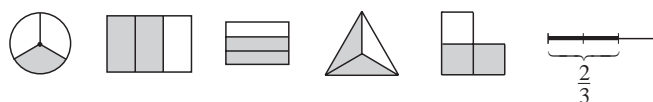
a) Let's show parts of a unit in different ways. T says the fraction and Ps come to BB to write it with words and numbers, then draw a shape and colour the relevant part of it. Who agrees? Who can think of another way to show it? etc. T helps if Ps are stuck for ideas.

BB: e.g.

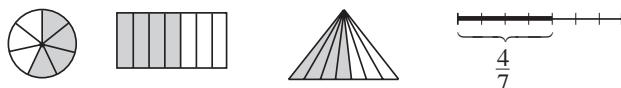
i) 1 half = $\frac{1}{2}$:



ii) 2 thirds = $\frac{2}{3}$:



iii) 4 sevenths = $\frac{4}{7}$:



Whole class activity
 (Or Ps could draw shapes on scrap paper or slates and show in unison on command. T chooses one or two Ps to draw their shapes on BB.)

T could suggest the line segment if Ps do not think of it.

Agreement, praising
 Extra praise for creative shapes.

If class is not very able, T has shapes already drawn on BB or OHT and Ps come to BB to colour the fraction required. (Or use enlarged copy master or OHP)

Y4

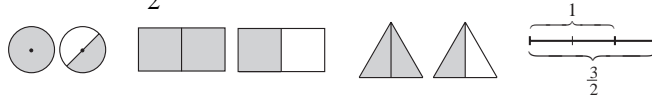
Lesson Plan 77

Activity

2

(Continued)

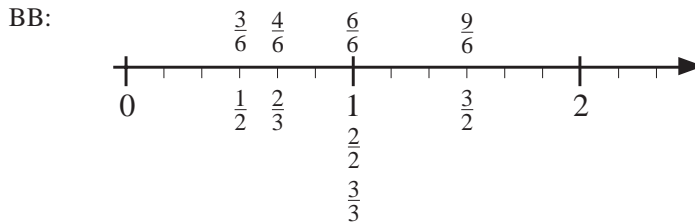
iv) $3 \text{ halves} = \frac{3}{2}$



b) Let's show these fractions are on the number line. BB: $\frac{1}{2}, \frac{2}{3}, \frac{3}{2}$

Ps come to BB to write fractions above relevant 'tick' Class agrees/disagrees.

What other fractions could we write above the same tick? We call these equivalent fractions (fractions which are equal to each other).



c) Let's count from 0 to 2 (2 to 0) in sixths (thirds, halves).

16 min

Notes

Extra praise if Ps show this fraction without help!

Drawn on BB or use enlarged copy master or OHP

Agreement, praising

BB: equivalent fractions

e.g. $\frac{1}{2} = \frac{3}{6}; \frac{2}{3} = \frac{4}{6}$, etc.

Extra praise if Ps notice the connection between the fractions (i.e. numerator and denominator multiplied by the same amount)

In unison. Praising

3

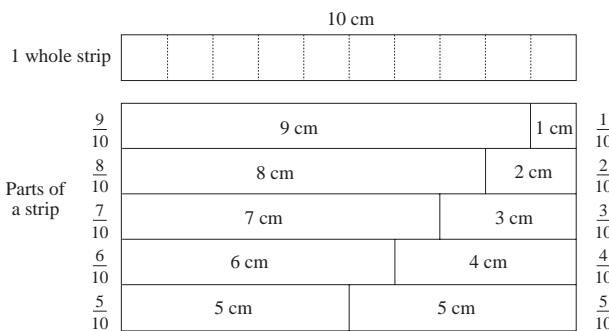
Fractions of a quantity

This 10 cm strip has been divided into 2 parts in different ways. Let's measure the parts, then write each part as a fraction of 10 cm.

Ps measure the length of each part with rulers, then dictate what T should write on BB. What fraction of 10 cm is it? Ps come to BB or dictate to T, explaining reasoning. (e.g. 9 cm is 9 tenths of 10 cm because 10 cm has been divided into ten equal parts and we have taken 9 of them.)

Class agrees/disagrees. BB: $10 \text{ cm} \div 10 = 1 \text{ cm}, 1 \text{ cm} \times 9 = 9 \text{ cm}$

BB:



a) How long is $\frac{3}{10}$ of 10 cm? (3 cm)

b) How long is $\frac{3}{10}$ of a 20 cm strip of paper? (6 cm)

Who can explain it? T helps with reasoning or explains if no P knows.

BB: $\frac{1}{10}$ of 20 cm = $20 \text{ cm} \div 10 = 2 \text{ cm}$

$\frac{3}{10}$ of 20 cm = $2 \text{ cm} \times 3 = \underline{6 \text{ cm}}$

22 min

Whole class activity

Drawn on BB or use enlarged copy master or OHP (for demonstratio only)

Ps have copy on desks too (either as whole diagram, or cut into strips)

At a good pace

T helps with reasoning.



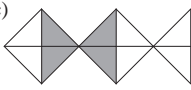
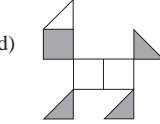
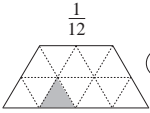
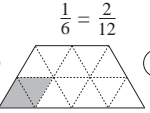
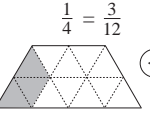
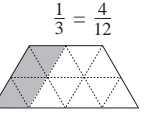
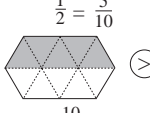
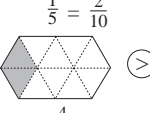
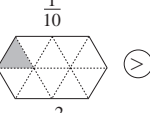
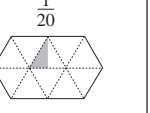
Agreement, praising

Ps write the fractions on their own strips too.

Ps could show on scrap paper or slates (or T asks several Ps what they think).

Elicit again what the different components of a fraction mean.

Reasoning, agreement, praising

<h1>Y4</h1>		<p>Lesson Plan 77</p>
<p>Activity</p> <p>4</p>	<p>PbY4a, page 77</p> <p>Q.1 Read: <i>Each diagram is 1 unit. What part is <u>not</u> shaded?</i></p> <p>How can we find the <u>denominator</u> of the fraction? (Count how many equal parts the shape has been divided into.)</p> <p>How can we find the <u>numerator</u> of the fraction? (Count how many white parts there are.)</p> <p>Set a time limit. Review at BB with whole class. Ps come to BB or dictate to T. Who agrees? Who wrote another fraction? etc. Mistakes discussed and corrected.</p> <p>Solution:</p> <div style="display: flex; justify-content: space-around; align-items: flex-end;"> <div style="text-align: center;">  <p>a) $\frac{5}{8}$</p> </div> <div style="text-align: center;">  <p>b) $\frac{2}{4} = \frac{1}{2}$</p> </div> <div style="text-align: center;">  <p>c) $\frac{6}{10} = \frac{3}{5}$</p> </div> <div style="text-align: center;">  <p>d) $\frac{5}{10} = \frac{1}{2}$</p> </div> </div> <p style="text-align: center;">27 min</p>	<p>Notes</p> <p>Individual work, monitored, helped</p> <p>Drawn on BB or use enlarged copy master or OHP</p> <p>T might need to give hint in d) about dividing the squares into 2 equal triangles.</p> <p>Elicit or demonstrate equivalent fractions if Ps do not suggest them.</p> <p>Discussion, reasoning, agreement, self-correction, praising</p>
<p>5</p>	<p>PbY4a, page 77</p> <p>Q.2 Read: <i>Each shape is 1 unit. Colour the fractions shown and compare them.</i></p> <p>Deal with one row at a time. Set a time limit.</p> <p>Review at BB with whole class. Ps come to BB, say how many grid triangles should be coloured and why, and colour the fraction. Class dictates the inequality. Mistakes discussed and corrected.</p> <p>Solution: e.g.</p> <div style="display: flex; justify-content: space-around; align-items: flex-end;"> <div style="text-align: center;"> <p>a) $\frac{1}{12} < \frac{1}{6} = \frac{2}{12}$</p>  </div> <div style="text-align: center;"> <p>$\frac{1}{6} = \frac{2}{12} < \frac{1}{4} = \frac{3}{12}$</p>  </div> <div style="text-align: center;"> <p>$\frac{1}{4} = \frac{3}{12} < \frac{1}{3} = \frac{4}{12}$</p>  </div> <div style="text-align: center;"> <p>$\frac{1}{3} = \frac{4}{12}$</p>  </div> </div> <div style="display: flex; justify-content: space-around; align-items: flex-end; margin-top: 10px;"> <div style="text-align: center;"> <p>b) $\frac{1}{2} = \frac{5}{10} > \frac{1}{5} = \frac{2}{10}$</p>  <p>(= $\frac{10}{20}$)</p> </div> <div style="text-align: center;"> <p>$\frac{1}{5} = \frac{2}{10} > \frac{1}{10}$</p>  <p>(= $\frac{4}{20}$)</p> </div> <div style="text-align: center;"> <p>$\frac{1}{10} > \frac{1}{20}$</p>  <p>(= $\frac{2}{20}$)</p> </div> <div style="text-align: center;"> <p>$\frac{1}{20}$</p>  </div> </div> <p style="text-align: center;">33 min</p>	<p>Individual work, monitored, helped</p> <p>Drawn on BB or use enlarged copy master or OHP</p> <p>Discussion, reasoning, agreement, self-correction, praising</p> <p>These are all <u>unit fractions</u>, i.e. the numerator is 1.</p> <p>Could we have written any of these fractions another way?</p> <p>Elicit or demonstrate equivalent fractions where appropriate.</p> <p>Extra praise if Ps suggest twentieths!</p> <p>e.g. $\frac{1}{2} = \frac{5}{10} = \frac{10}{20}$</p>
<p>6</p>	<p>PY4a, page 77</p> <p>Q.3 Read: <i>Draw 1 unit if the diagram is the fraction of a unit shown.</i></p> <p>Do a) to d) as individual work.</p> <p>Ps copy diagrams in squared Ex. Bks (or on squared grid sheets), then complete them to make a whole unit. Set a time limit.</p> <p>Review at BB with whole class. T asks Ps how many grid squares are in each whole unit. Class agrees/disagrees. T has solutions already prepared and uncovers each as it is dealt with. Agree that <u>any</u> shape which encloses the correct number of grid squares is acceptable. Mistakes discussed and corrected.</p> <p>Do e) to h) with the whole class. Ps come to BB, first to say how many grid squares are in 1 unit, then to colour or draw it.</p> <p>Discuss equivalent fractions where appropriate.</p>	<p>Individual work, monitored, helped</p> <p>Drawn on BB or use enlarged copy master or OHP</p> <p>Differentiation by time limit.</p> <p>Reasoning, agreement, self-correction, praising</p> <p>Whole class activity</p> <p>Drawings need only be approximate (or T has grid extended beyond the shapes)</p>

Y4

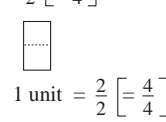
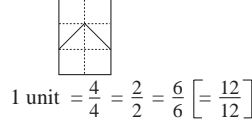
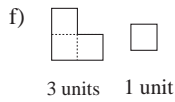
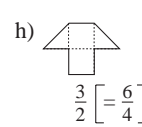
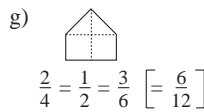
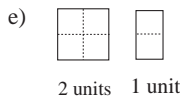
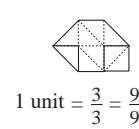
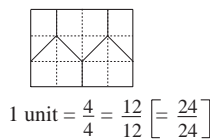
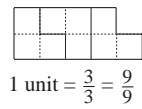
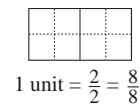
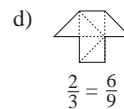
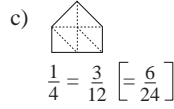
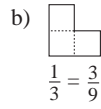
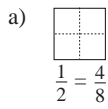
Lesson Plan 77

Activity

6

(Continued)

Solution: e.g.



40 min

Notes

Only mention the fractions in straight brackets if a P suggests them or if the class is very able.

Fractions in straight brackets obtained by dividing each grid square into 2 equal triangles.

Deal with all cases. Accept any arrangement of the correct number of grid squares.

7

PbY4a, page 77, Q.4

Read: Write additions about the diagrams.

Each strip is 1 unit. What part of it is shaded and what part is not shaded? Who would like to try to write an addition about it?

(Or T could write the first addition as a model for Ps to follow.)


Stress that the denominator shows the number of parts the whole strip has been divided into, so it does not change (unless we divide the strip into more parts). Only the numerator changes according to how many of these parts are taken.


P comes to BB to write each addition, explaining reasoning (with T's help). Ps write addition in Pbs too. Let's read it out together.

Solution:

a)  $\frac{1}{2} + \frac{1}{2} = \frac{2}{2} = 1$

b)  $\frac{1}{3} + \frac{2}{3} = \frac{3}{3} = 1$

c)  $\frac{1}{4} + \frac{3}{4} = \frac{4}{4} = 1$

d)  $\frac{1}{5} + \frac{4}{5} = \frac{5}{5} = 1$

e)  $\frac{1}{6} + \frac{5}{6} = \frac{6}{6} = 1$

45 min

Whole class activity

Drawn on BB or use enlarged copy master or OHP

Consolidation of numerator and denominator and their meanings.

Reasoning, agreement, praising

In unison. T points to the parts.

Extension

Ps come to BB to point out equivalent fractions. e.g.

$$\frac{1}{2} = \frac{2}{4} = \frac{3}{6}; \quad \frac{2}{3} = \frac{4}{6}$$

Ps can use BB ruler to line up the equal fraction lines

Y4

R: Calculation
 C: **Fractions: equivalent fractions, number line**
 E: Models. Fractions of quantities.


Lesson Plan 78


Activity


1

Operations with fractions

Let's make true statements about the diagrams. Ps dictate their statements and T writes on BB with words and fraction notation. Who agrees? Who can think of another one? etc.

a) BB: 1 unit
 e.g. 
 $1 \text{ quarter} + 1 \text{ quarter} + 1 \text{ quarter} + 1 \text{ quarter} = 4 \text{ quarters} = 1 \text{ (unit)}$
 $\frac{1}{4} + \frac{1}{4} + \frac{1}{4} + \frac{1}{4} = 1$
 $1 \text{ quarter} + 3 \text{ quarters} = 4 \text{ quarters} = 1 \text{ (unit)}$ $\frac{1}{4} + \frac{3}{4} = \frac{4}{4} = 1$
 $1 \text{ quarter} \times 4 = 4 \text{ quarters} = 1 \text{ (unit)}$ $\frac{1}{4} \times 4 = \frac{4}{4} = 1$
 $2 \text{ quarters} + 2 \text{ quarters} = 4 \text{ quarters} = 1 \text{ (unit)}$ $\frac{2}{4} + \frac{2}{4} = \frac{4}{4} = 1$
 $1 \text{ half} + 1 \text{ half} = 2 \text{ halves} = 1 \text{ (unit)}$ $\frac{1}{2} + \frac{1}{2} = \frac{2}{2} = 1, \text{ etc.}$


b) BB: 1 unit
 e.g. 
 $2 \text{ sevenths} + 5 \text{ sevenths} = 7 \text{ sevenths} = 1 \text{ (unit)}$ $\frac{2}{7} + \frac{5}{7} = \frac{7}{7} = 1$
 $7 \text{ sevenths} - 3 \text{ sevenths} = 4 \text{ sevenths}$ $\frac{7}{7} - \frac{3}{7} = \frac{4}{7}, \text{ etc.}$

c) BB: 1 unit
 e.g. 
 $1 \text{ tenth} \times 10 = 10 \text{ tenths} = 1 \text{ (unit)}$ $\frac{1}{10} \times 10 = \frac{10}{10} = 1$
 $7 \text{ tenths} + 3 \text{ tenths} = 10 \text{ tenths} = 1 \text{ (unit)}$ $\frac{7}{10} + \frac{3}{10} = \frac{10}{10} = 1$
 $8 \text{ tenths} - 3 \text{ tenths} = 5 \text{ tenths} = 1 \text{ half}$ $\frac{8}{10} - \frac{3}{10} = \frac{5}{10} = \frac{1}{2}$
 etc.

10 min

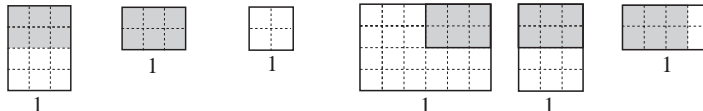
2

Modelling fractions

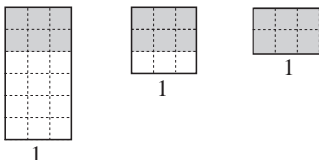
T draws on BB (or holds up) this rectangle: 

Draw 1 unit if this rectangle is worth:

a) i) $\frac{1}{2}$ ii) $\frac{2}{2}$ iii) $\frac{3}{2}$ b) i) $\frac{1}{4}$ ii) $\frac{2}{4}$ iii) $\frac{3}{4}$



c) i) $\frac{1}{3}$ ii) $\frac{2}{3}$ iii) $\frac{3}{3}$



Ps come to BB or OHP to draw shapes on square grid, explaining reasoning. Class agrees/disagrees.

16 min







Notes

Whole class activity
 Rectangles drawn on BB or SB or OHT
 Agreement, praising
 Extra praise for correct but unexpected statements.
 T might give hints if Ps keep suggesting only one type of operation

N.B.
 This is not meant to be an exercise where Ps learn how to add, subtract, multiply or divide fractions, but just to familiarise Ps with notation of fractions and with what operations using fractions look like.
 Keep referring to the diagrams and occasionally ask Ps to explain the meaning of the components of the fractions in their statements.

Whole class activity
 T should have BB prepared with a square grid or draw grid on an OHT.
 Reasoning, agreement, praising
 (or Ps draw individually on large grid sheets and show in unison on command)

Feedback for T

<p>Y4</p>		<p><i>Lesson Plan 78</i></p>
<p>Activity</p> <p>3</p>	<p>Fractions of 1 km</p> <p>How many metres are in 1 km? (1000 m) BB: 1 km = 1000 m</p> <p>Write on your slates (or scrap paper) how many metres you think are in these parts of a km and show me when I say.</p> <p>Ps responding correctly explain reasoning to rest of class. T helps them to write it as an operation on BB.</p> <p>How many metres are in:</p> <p>a) i) half of 1 km (500 m) ii) 2 halves of 1 km (1000 m) iii) 3 halves of 1 km (1500 m)</p> <p>b) i) 1 tenth of 1 km (100 m) ii) 2 tenths of 1 km (200 m) iii) 7 tenths of 1 km (700 m) iv) 12 tenths of 1 km (1200 m)</p> <p>c) i) 1 hundredth of 1 km (10 m) ii) 5 hundredths of 1 km (50 m) iii) 50 hundredths of 1 km (500 m)</p> <p>d) i) 1 thousandth of 1 km (1 m) ii) 10 thousandths of 1 km (10 m) iii) 800 thousandths of 1 km (800 m) iv) 1000 thousandths of a km (1000 m) (= 1 km)</p> <p style="text-align: right;">22 min</p>	<p>Notes</p> <p>Whole class activity</p> <p>Ps show results in unison on command.</p> <p>Reasoning, agreement, praising</p> <p>Show details on BB. e.g.</p> $\frac{1}{2} \text{ of } 1 \text{ km} = 1000 \text{ m} \div 2 = \underline{500 \text{ m}}$ $\frac{1}{10} \text{ of } 1 \text{ km} = 1000 \text{ m} \div 10 = \underline{100 \text{ m}}$ $\frac{7}{10} \text{ of } 1 \text{ km} = 1000 \text{ m} \div 10 \times 7 = 100 \text{ m} \times 7 = \underline{700 \text{ m}}$
<p>4</p>	<p>PbY4a, page 78</p> <p>Q.1 Read: <i>Each large square is 1 unit. What part of the unit is shaded? Is it more or less than 1 half, or equal to 1 half? Write the fraction and the missing sign.</i></p> <p>Elicit that the whole unit has been divided into 16 grid squares, so each grid square is 1 sixteenth of the whole unit.</p> <p>Deal with one part at a time. Do part a) with whole class first as a model for Ps to follow if Ps are unsure what to do.</p> <p>Review at BB with whole class. Ps come to BB to write fractions and signs, explaining reasoning. Class agrees/disagrees. Mistakes discussed and corrected.</p> <p>Solution:</p> <p>a)  b)  c)  d)  e)  f) </p> <p>$\frac{8}{16} \square \frac{1}{2}$ $\frac{6}{16} \square \frac{1}{2}$ $\frac{7}{16} \square \frac{1}{2}$ $\frac{10}{16} \square \frac{1}{2}$ $\frac{9}{16} \square \frac{1}{2}$ $\frac{8}{16} \square \frac{1}{2}$</p> <p style="text-align: right;">27 min</p>	<p>Individual (or paired) work, monitored, helped</p> <p>Drawn on BB or use enlarged copy master or OHP</p> <p>Ps can discuss with their neighbours if they wish.</p> <p>Discussion, reasoning, agreement, self-correcting, praising</p> <p>Agree that:</p> $\frac{1}{2} \text{ of } 16 = 16 \div 2 = \underline{8} \text{ (grid squares)}$

Y4

Lesson Plan 78

Activity

5

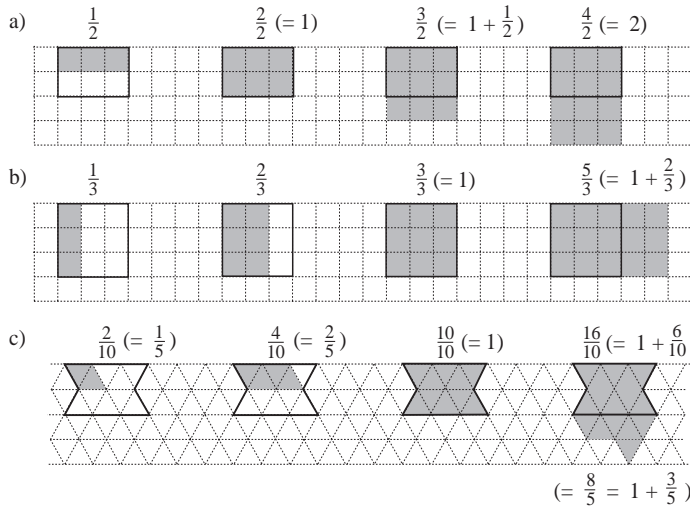
PbY4a, page 78

Q.2 Read: *Each shape is 1 unit. Colour the fraction shown above each unit.*

Deal with one part at a time. Set a time limit.

Review at BB with whole class. Ps dictate how many grid squares should be coloured and why. Class agrees/disagrees. T could have a solution already prepared and uncover each shape as it is dealt with. Mistakes discussed and corrected.

Solution: e.g.



34 min

Notes

Individual (or paired) work, monitored, helped
 Drawn on BB or use enlarged copy master or OHP
 Ps can discuss solutions with their neighbours.
 Reasoning, agreement, self-correcting, praising

Discuss equivalent (equal) fractions.

Allow Ps to suggest them if they can, by counting the grid squares within each unit

e.g. $\frac{1}{2} = \frac{3}{6}$; $\frac{2}{2} = \frac{6}{6} = 1$, etc.

and as shown in the solution.

or $\frac{16}{10} = \frac{8}{5} = 1 + \frac{3}{5}$

6

PbY4a, page 78, Q.3

Read: *Join up each fraction to the matching point on the number line.*

Elicit that each unit on the number line has been divided into 4 equal parts, so each part is 1 quarter.

Ps come to BB to choose a fraction and join it to the number line, explaining reasoning. Class agrees/disagrees. Ps work in *Pbs* too.

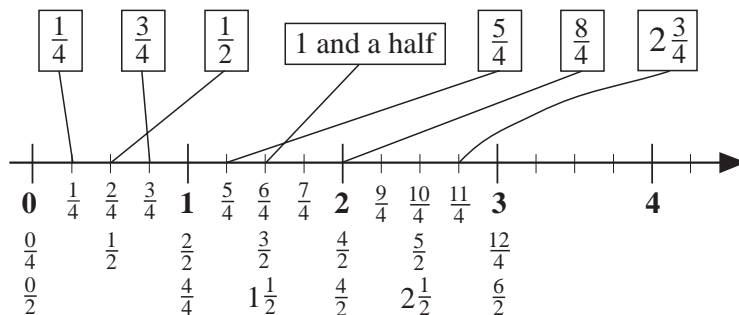
T explains that:

1 and a half = $1 + \frac{1}{2} = 1\frac{1}{2}$; $2\frac{3}{4} = 2 + \frac{3}{4} = 2$ and three quarters

Who notices any equal fractions? Ps come to BB to point and write.

Class agrees/disagrees. T shows some if Ps are unsure. e.g.

Solution:



39 min

Whole class activity
 Drawn on BB or use enlarged copy master or OHP
 Discussion, reasoning, agreement, praising

Reiterate what the components of each fraction mean.

e.g.

$\frac{3}{4}$: 4 is the denominator;

it shows the number of equal parts 1 unit has been divided into.

3 is the numerator; it shows how many of these parts we are taking.

Y4		<i>Lesson Plan 78</i>
<p>Activity</p> <p>7</p>	<p><i>PbY4a, page 78</i></p> <p>Q.4 What kind of measures are these? (Capacity – how much liquid a container can hold). Elicit the relationship between units. (BB)</p> <p>Set a time limit. Allow Ps to discuss with neighbours if they are unsure.</p> <p>Review at BB with whole class. Ps come to BB or dictate to T, explaining reasoning. Class agrees/disagrees. Mistakes discussed and corrected. Show calculations in detail if problems.</p> <p><i>Solution:</i></p> $\frac{1}{2} \text{ litre} = \underline{50} \text{ cl} = \underline{500} \text{ ml} \quad \frac{1}{5} \text{ litre} = \underline{20} \text{ cl} = \underline{200} \text{ ml}$ $\frac{5}{2} \text{ litre} = \underline{250} \text{ cl} = \underline{2500} \text{ ml} \quad \frac{1}{10} \text{ litre} = \underline{10} \text{ cl} = \underline{100} \text{ ml}$ $\frac{3}{10} \text{ litre} = \underline{30} \text{ cl} = \underline{300} \text{ ml} \quad \frac{1}{100} \text{ litre} = \underline{1} \text{ cl} = \underline{10} \text{ ml}$ $\frac{8}{100} \text{ litre} = \underline{8} \text{ cl} = \underline{80} \text{ ml} \quad \frac{70}{100} \text{ litre} = \underline{70} \text{ cl} = \underline{700} \text{ ml}$ <p>a) How many litres (cl, ml) are in 2 hundred hundredths of a litre?</p> <p>(BB: $\frac{200}{100}$ litre = <u>2</u> litres = <u>200</u> cl = <u>2000</u> ml)</p> <p>b) How many litres (cl, ml) are in 1 thousandth of a litre?</p> <p>(BB: $\frac{1}{1000}$ litre = <u>1 ml</u> [1000 ml ÷ 1000 = 1 ml])</p> <p style="text-align: right;"><i>45 min</i></p>	<p>Notes</p> <p>Individual work, monitored, helped (or whole class activity if time is short or Ps are unsure)</p> <p>Written on BB or use enlarged copy master or OHT</p> <p>BB:</p> <p>1 litre = 100 cl = 1000 ml 1 cl = 10 ml</p> <p>Reasoning, agreement, self-correction, praising</p> <p>Details: e.g.</p> $\frac{1}{2} \text{ litre} = 100 \text{ cl} \div 2 = \underline{50} \text{ cl}$ $\frac{5}{2} \text{ litre} = 50 \text{ cl} \times 5 = \underline{250} \text{ cl}$ <p>Discussion, reasoning, agreement, praising</p> <p>Agree that there are not enough ml in 1 thousandth of a litre to make either a cl or a litre.</p>

Y4

R: Calculations
 C: **Fractions: equivalent fractions; number line**
 E: Models. Problems

Lesson Plan 79

Activity

1


Fractions 1





Let's make true statements about the diagrams.

For each diagram, elicit how many equal parts the whole unit has been divided into and what each part is called. Ps dictate statements to T. Class agrees/disagrees. T writes on BB in words and with fraction notation. Class reads it aloud from the words, then from the numbers.

BB: e.g.


1 unit



a) $\frac{1}{8} + \frac{7}{8} = \frac{8}{8} = 1$  1 eighth + 7 eighths = 8 eighths = 1
 $\frac{2}{8} + \frac{6}{8} = \frac{8}{8} = 1$  2 eighths + 6 eighths = 8 eighths = 1
 $\frac{3}{8} + \frac{5}{8} = \frac{8}{8} = 1$  3 eighths + 5 eighths = 8 eighths = 1
 $\frac{4}{8} + \frac{4}{8} = \frac{8}{8} = 1$  4 eighths + 4 eighths = 8 eighths = 1

(or, e.g. $1 - \frac{7}{8} = \frac{1}{8}$, $1 - \frac{1}{4} = \frac{3}{4}$, $2 \times \frac{1}{2} = \frac{2}{2} = 1$, etc.)

b)



$2 \text{ fifths} + 3 \text{ fifths} = 5 \text{ fifths} = 1$ $1 \text{ fifth} + 4 \text{ fifths} = 5 \text{ fifths} = 1$
 $\frac{2}{5} + \frac{3}{5} = \frac{5}{5} = 1$ $\frac{1}{5} + \frac{4}{5} = \frac{5}{5} = 1$
 $1 - \frac{2}{5} = \frac{3}{5}$ $1 - \frac{1}{5} = \frac{4}{5}$

(or, e.g. $5 \times \frac{1}{5} = \frac{5}{5} = 1$, $1 \div 5 = \frac{1}{5}$, etc.)

8 min

Notes

Whole class activity
 Drawn on BB or use enlarged copy master or OHP
 Agreement, praising

In unison

Extra praise for unexpected but correct statements

T need only write the first equation in b) in words.






T gives hints if Ps only think of addition.

2

Fractions 2

What part of the square has been shaded? Ps come to BB to count the grid squares in each large square and say what part each grid square is of the whole square. How many of them are shaded? If Ps are stuck, T helps by pointing out grid squares which can be combined to make a more manageable section, as below.

BB:

a)	b)	c)	d)	e)
				
1 half $\frac{2}{4} = \frac{1}{2}$	4 ninths $\frac{4}{9}$	10 sixteenths $\frac{10}{16}$	8 sixteenths $\frac{8}{16} (= \frac{1}{2})$	17 twenty-fifths $\frac{17}{25}$
2 out of 4 shaded	4 out of 9 shaded	10 out of 16 shaded	8 out of 16 shaded	17 out of 25 shaded

Extension

What part is not shaded?

a) $\frac{1}{2}$ b) $\frac{5}{9}$ c) $\frac{6}{16}$ d) $\frac{8}{16} = \frac{1}{2}$ e) $\frac{8}{25}$

16 min

Whole class activity
 Drawn on BB or use enlarged copy master or OHP
 Reasoning, agreement, praising

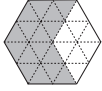
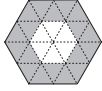
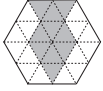
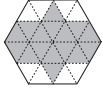
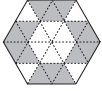
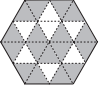
Discussion on strategy for determining how many shaded grid squares there are.

T has the various parts already cut out and shaded appropriately to lay on top of diagram, then remove and combine them to make easier sections (see copy master)

Extra praise if Ps notice equivalent fractions

T asks Ps at random.

Reasoning, agreement, praising

<h1>Y4</h1>		<p>Lesson Plan 79</p>
<p>Activity</p> <p>3</p>	<p>Fractions of time</p> <p>Let's change the quantities to different units. Ps come to BB to write missing numbers and explain reasoning. Class agrees/disagrees. Show some calculations in detail on BB.</p> <p>BB: 1 hour = <u>60</u> minutes</p> <p>a) $\frac{1}{4}$ of an hour = <u>15</u> minutes $\frac{3}{4}$ of an hour = <u>45</u> minutes</p> <p>b) $\frac{1}{2}$ an hour = <u>30</u> minutes $\frac{2}{2}$ of an hour = <u>60</u> minutes</p> <p>c) $\frac{1}{3}$ of an hour = <u>20</u> minutes $\frac{4}{3}$ of an hour = <u>80</u> minutes</p> <p>d) $\frac{1}{6}$ of an hour = <u>10</u> minutes $\frac{9}{6}$ of an hour = <u>90</u> minutes</p> <p>e) $\frac{1}{5}$ of an hour = <u>12</u> minutes $\frac{3}{5}$ of an hour = <u>36</u> minutes</p> <p style="text-align: right;">22 min</p>	<p>Notes</p> <p>Whole class activity</p> <p>Written on BB or use enlarged copy master or OHP</p> <p>Discussion, reasoning, agreement, praising</p> <p>Details: e.g.</p> <p>$\frac{1}{5}$ of an hour = 60 min. \div 5 = 12 min.</p> <p>$\frac{3}{5}$ of an hour = 12 min \times 3 = <u>36 min.</u></p> <p>Feedback for T</p>
<p>4</p>	<p>PbY4a, page 79, Q.1</p> <p>Read: <i>Each hexagon is 1 unit. What part of the unit is shaded? Is it more or less than 2 thirds, or equal to 2 thirds? Write the fraction and the missing sign.</i></p> <p>How many equal parts has the hexagon been divided into? (24 equal triangles) What is the value of each triangle? (1 twenty-fourth)</p> <p>How many triangles are in 1 third of the hexagon? ($24 \div 3 = 8$)</p> <p>How many triangles are in 2 thirds of the hexagon? ($8 \times 2 = 16$)</p> <p>Ps come to BB to count the shaded triangles, write them as a fraction of the whole hexagon, then compare with 2 thirds of it (i.e. 16 triangles). Class points out errors or suggests equivalent fractions.</p> <p>Solution:</p> <p>a)  b)  c)  d)  e)  f) </p> <p>$\frac{16}{24} \boxed{=} \frac{2}{3}$ $\frac{18}{24} \boxed{>} \frac{2}{3}$ $\frac{10}{24} \boxed{<} \frac{2}{3}$ $\frac{16}{24} \boxed{=} \frac{2}{3}$ $\frac{14}{24} \boxed{<} \frac{2}{3}$ $\frac{17}{24} \boxed{>} \frac{2}{3}$</p> <p>($= \frac{8}{12} = \frac{4}{6}$) ($\frac{9}{12} > \frac{8}{12}$) ($\frac{5}{12} < \frac{8}{12}$) ($= \frac{8}{12} = \frac{4}{6}$) ($\frac{7}{12} < \frac{8}{12}$) ($\frac{17}{24} > \frac{16}{24}$)</p> <p style="text-align: right;">28 min</p>	<p>Whole class activity (or individual work after initial discussion if Ps wish)</p> <p>Drawn on BB or use enlarged copy master or OHP</p> <p>Discussion about the unit hexagon. Involve several Ps.</p> <p>Reasoning (with T's help) agreement, praising</p> <p>Ps work in <i>Pbs</i> too.</p> <p>Extra praise for equivalent fractions.</p> <p>What can you say about all the designs? (They are all symmetrical.)</p> <p>This is a difficult problem. T helps Ps throughout!</p>

Y4

Lesson Plan 79

Activity

5

PbY4a, page 79

Q.2 Read: *Write the fraction marked by each dot below the number line.*

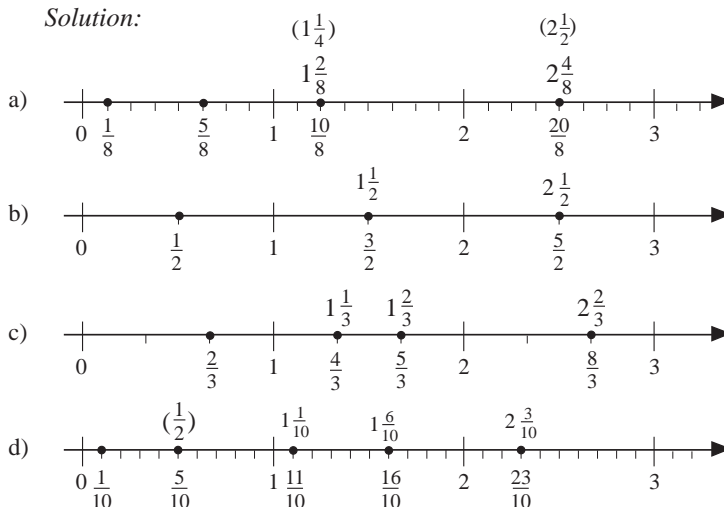
Elicit that all 4 number lines show the same whole numbers but that the numbers have been divided into different fractions on each number line.

Deal with one number line at a time. Elicit what each tick shows. Set a time limit. Ps write fractions in any form.

Review at BB with whole class. Ps come to BB or dictate to T. Class agrees/disagrees or suggests equivalent fractions.

T makes Ps count along the number line, pointing to each 'tick' and saying the appropriate fraction.

Solution:



35 min

Notes

Individual work, monitored, helped

(or whole class activity if Ps are unsure)

Drawn on BB or use enlarged copy master or OHP

Discussion, reasoning, agreement, self-correction, praising

Class could count in unison too.

6

PbY3a, page 79

Q.3 Read: *Each rectangle is 1 unit. Colour the fraction of the unit shown.*

Deal with parts a) and b) separately. Set a time limit.

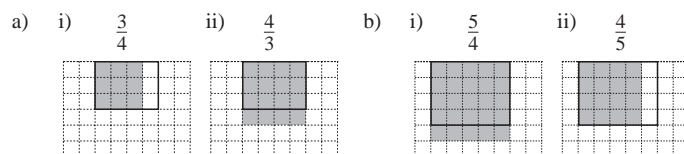
Review at BB with whole class. Ps dictate how many grid squares should be shaded and why. T could have a solution already prepared and uncover each as it is dealt with.

Mistakes discussed and corrected.

What do you notice about parts i) and ii)? (Both fractions have the same numbers but in different positions.)

Reiterate what the numerator and denominator of a fraction mean.

Solution:



40 min

Individual work, monitored, helped

Drawn on BB or use enlarged copy master or OHP

Reasoning, agreement, self-correction, praising

Discussion, agreement

Y4*Lesson Plan 79***Activity****7****PbY4a, page 79, Q.4**

Read: *Change the quantities. Fill in the missing numbers.*

T divides class into 2 teams of 8 Ps each. *Team A* has to complete part a) and *Team B* part b). I will give you 2 minutes! Start . . now!

First P in each team runs to BB, fills in a missing number and runs back to touch the next person in their team, etc. Ps who are not in either team fill in the numbers in their *Pbs* so that they can check the teams' responses. . . . Stop!

Review wwith whole class. T points to each response in turn. Do you agree? Class shouts Yes or No. If No, a P not in a team corrects it, explaining reasoning..

Let's give the winning team a round of applause!

Solution:

$$\text{a) } \frac{1}{2} \text{ kg} = \boxed{500} \text{ g} \quad \frac{3}{2} \text{ kg} = \boxed{1500} \text{ g} \quad \frac{1}{4} \text{ kg} = \boxed{250} \text{ g} \quad \frac{1}{10} \text{ kg} = \boxed{100} \text{ g}$$

$$\frac{1}{5} \text{ kg} = \boxed{200} \text{ g} \quad \frac{3}{5} \text{ kg} = \boxed{600} \text{ g} \quad \frac{1}{100} \text{ kg} = \boxed{10} \text{ g} \quad \frac{75}{100} \text{ kg} = \boxed{750} \text{ g}$$

$$\text{b) } \frac{1}{2} \text{ km} = \boxed{500} \text{ m} \quad \frac{3}{2} \text{ km} = \boxed{1500} \text{ m} \quad \frac{3}{5} \text{ km} = \boxed{600} \text{ m} \quad \frac{1}{10} \text{ km} = \boxed{100} \text{ m}$$

$$\frac{4}{10} \text{ km} = \boxed{400} \text{ m} \quad \frac{3}{100} \text{ km} = \boxed{30} \text{ m} \quad \frac{60}{100} \text{ km} = \boxed{600} \text{ m} \quad \frac{523}{1000} \text{ km} = \boxed{523} \text{ m}$$

45 min

Notes

Whole class activity

Choose teams of roughly equal ability, the weakest P in each going first.

Teams should not be able to see the other's responses.

If a P does not know the answer, he must run back and next P completes or corrects it but misses his own turn.

In good humour!

Reasoning, agreement, correcting, praising

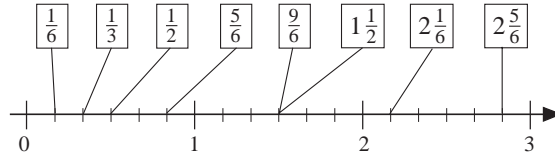
(Or done as individual work, monitored, helped and reviewed at BB with whole class)

Y4**Lesson Plan
80****Activity**

Revision, consolidation, activities

PbY4a, page 80*Solutions:*

Q.1



Q.2

$$a) \frac{1}{2} = \frac{\boxed{2}}{4} = \frac{4}{\boxed{8}} = \frac{\boxed{3}}{6} = \frac{\boxed{5}}{10} = \frac{10}{\boxed{20}} = \frac{\boxed{50}}{100} = \frac{\boxed{500}}{1000} \quad \text{e.g.}$$

$$b) \frac{1}{4} = \frac{\boxed{4}}{16} = \frac{2}{\boxed{8}} = \frac{\boxed{5}}{20} = \frac{8}{\boxed{32}} = \frac{25}{\boxed{100}} = \frac{\boxed{100}}{400} = \frac{\boxed{50}}{200} \quad \text{e.g.}$$

$$c) \frac{1}{3} = \frac{2}{\boxed{6}} = \frac{\boxed{4}}{12} = \frac{3}{\boxed{9}} = \frac{\boxed{5}}{15} = \frac{\boxed{8}}{24} = \frac{\boxed{10}}{30} = \frac{100}{\boxed{300}} = \frac{\boxed{1000}}{3000} \quad \text{e.g.}$$

$$Q.3 \quad a) 1 \text{ hour} = 60 \text{ minutes} \quad b) \frac{1}{4} \text{ hour} = 15 \text{ minutes}$$

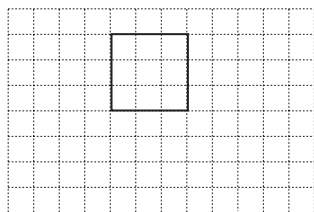
$$c) 1 \frac{1}{2} \text{ hours} = 90 \text{ minutes} \quad d) \frac{1}{5} \text{ hour} = 12 \text{ minutes}$$

$$e) 2 \frac{1}{4} \text{ minutes} = 135 \text{ seconds} \quad f) \frac{3}{5} \text{ minute} = 36 \text{ seconds}$$


$$g) 1 \frac{1}{6} \text{ minutes} = 70 \text{ seconds} \quad h) \frac{1}{10} \text{ minute} = 6 \text{ seconds}$$

Q.4 a) smallest possible perimeter b) largest possible perimeter

$$P = 4 \times 3 \text{ units} = 12 \text{ units}$$



$$P = 2 \times (1 + 9) = 20 \text{ units}$$

**Notes**