
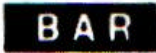






Dials



Payouts

Combination	Payout (in 10p's)
3 BARS 	40
3 STRAWBERRIES 	5
3 GRAPES 	5
3 APPLES 	5
2 BARS	20
2 CHERRIES 	5

Frequency chart

Symbol	Dial 1	Dial 2	Dial 3
BAR	2	1	1
STRAWBERRY	1	8	
GRAPE	7		
APPLE			
CHERRY			
PEAR			

Winning Combinations	Probability
3 BARS	$\frac{2}{8000}$
3 STRAWBERRIES	$\frac{42}{8000}$
3 GRAPES	
3 APPLES	
2 BARS	
2 CHERRIES	

Fruit Machines